

# A snapshot sample on how COVID-19 impacted and holds up a mirror to European water education

Benjamin M.C. Fischer<sup>1</sup> and Alex Tatomir<sup>1&2</sup>

[1] Department of Earth Sciences, Uppsala University, Uppsala, Sweden

[2] Department of Applied Geology, University of Göttingen, Göttingen, Germany

Keywords: hydrology and water education, COVID-19, university education, Europe

## Abstract

COVID-19 caused many disruptions, not only in society but also in university education, including in hydrology and water-related sciences. Taking part in an academic teaching training course at Uppsala University during COVID-19 we got curious about how COVID-19 might have impacted European water education. Consequently, we chose to investigate this aspect in the mandatory project of the course by conducting an online survey. In this paper, we communicate the results of the survey and reflect (hold up a mirror to water education) on how the teaching of hydrology and water-related sciences changed due to COVID-19. The answers of 28 respondents, working in the field of hydrology at different Universities across Europe, showed that in the pre-COVID-19 classroom lectures, laboratory and fieldwork were commonly used teaching formats in courses with 10 to more than 40 students. These results agreed with those found literature. The occurrence of COVID-19 forced hydrological education to suddenly move from classroom to online teaching, which was possible thanks to the available digital tools and technical infrastructure. The practiced online teaching format remained lectures. Most of the respondents (> 40%) reported not using classroom assessment techniques to gauge the students' performances. In addition, a loss of human interaction in the online environment was noticeable. Hence, whether students reached their learning outcomes during distance teaching was largely unknown. Most affected learning activities were the ones that could not be moved to online teaching such as laboratory and fieldwork. As a result, comprehensive hydrological knowledge might

26 be missing for at least several cohorts of hydrologists. In this way, COVID-19 caused a secondary effect  
27 on society which needs skills to solve future challenges such as water management in a changing  
28 climate. Next to negative, we observed positive COVID-19 aspects, e.g., the hydrology community  
29 explored novel teaching formats, and shared teaching material and experiences online. COVID-19  
30 forced hydrology teachers to explore, improvise and be creative to continue teaching. Hydrology can  
31 use this experience to learn from and modernize hydrology education by developing a lesson design  
32 suited for the online environment, including best practices and making practical and “exotic”  
33 nontraditional teaching formats accessible for all hydrology and water students.

## 34 1. Introduction

35 Hydrology and water-related sciences cover among others: water engineering, hydraulics, hydropower,  
36 groundwater engineering, water supply and water treatment, hydrogeology, fluid mechanics, ecology,  
37 biology, and social science. Hydrology and water-related sciences study the occurrence, circulation,  
38 and distribution of water for sustainable use in a changing climate (Foley et al., 2011; Beven, 2016;  
39 Blöschl et al., 2012; Seibert et al., 2013). To address these current and future water related challenges  
40 university water education is fundamental (Wagener et al., 2012).

41 The university education system we know today evolved over centuries and adjusted its pedagogical  
42 approaches from focusing on a few elite scholars to the current massive market-driven integrated  
43 learning with student mobility across Europe and the world (Forest et al., 2006). Water-related sciences  
44 are generally considered applied sciences and are taught to a student audience with different educational  
45 backgrounds (e.g., engineering, natural or social science) in different departments and institutions (e.g.,  
46 engineering, biology, geology, environmental science, or geography) each with a variety of educational  
47 foci (Gleeson et al., 2012; Seibert et al., 2013; Wagener et al., 2012). The special issue “Hydrology  
48 education in a changing world” (Seibert et al., 2013) showcased in 28 papers the variety of hydrology  
49 education and different pedagogical approaches up to the year 2012. The pedagogical approaches  
50 ranged from teaching and learning activities using physical models in classrooms (Rodhe, 2012),  
51 teaching hydrological modelling (Seibert and Vis, 2012a) and learning theoretical physical processes  
52 complemented with experimental work in the laboratory and field (Gleeson et al., 2012; Lyon et al.,

2013). In addition, general aspects such as the implementation of interdisciplinary curricula (Blöschl et al., 2012), transboundary socioeconomic water issues (Douven et al., 2012) and different levels from education at the secondary school level (Reinfried et al., 2012) to post-graduate education and continued learning for practitioners (Kaspersma et al., 2012) should be addressed.

Contemporary water education has a high complexity, involves multidisciplinary topics (Wagener et al., 2012), and uses ~~high~~ specific terminology and definitions (Venhuizen et al., 2019). Hence, it requires a broad academic education as well as continuous professional development of ~~modern-day~~ engineers and water professionals with university backgrounds (Popescu et al., 2012; Wagener et al., 2012). Students require strong skills in basic subjects like math physics, soil ecology, and social sciences which should be taught in well-structured courses indicating the connections across disciplines (Wagener et al., 2012; Seibert et al., 2013). According to Seibert et al. (2013), the teaching methods should be “*rooted in the scientific and quantitative understanding of hydrologic processes, providing flexible hydrologic problem-solving skills that can evolve when new insights become available, and which can be adapted to provide solutions for new problems and to understand new phenomena*”. Seibert et al. (2013) suggest that the educational system of hydrology must undergo a paradigm shift away from the current practice. The authors recognize that the current needs of hydrologists to account, e.g., global and local environmental change, do not necessarily match the training. In water education, new skill sets should be included to read, interpret, and learn from data and patterns in the landscape, conduct comparative studies to supplement learning through case studies, understand the spatiotemporal varying characteristics of hydrological systems, and the modeling of interacting processes such as human-nature interactions and feedbacks.

University education traditionally took place in classroom environments (French and Kennedy, 2017), and only more recently novel teaching methods are explored. Classroom Assessment Techniques (CAT) are useful tools (e.g., exit ticket, polls, quizzes, muddiest point, peer review using analog (e.g., piece of paper) or digital tools (e.g., clicker, Mentimeter, Kahoot)) to assess pre-knowledge, activate students, increase learning awareness, give student feedback and gauge student performance during or after a lecture (Goldstein, 2007). With the development of the internet and digital technology, education steps

80 away from campus teaching by exploring novel virtual learning environments (e.g., Garreta-Domingo  
81 et al., 2018; Westera and Sloep, 2001). Examples of virtual learning environments are massive open  
82 online courses on learning platforms (e.g., edX, [www.edx.org](http://www.edx.org); for courses overview use search and  
83 keywords hydrology or water; Coursera, [www.coursera.org](http://www.coursera.org), for courses overview use search and  
84 keywords hydrology or water; or CUASHI, [www.cuahsi.org/education/cuahsi-virtual-university](http://www.cuahsi.org/education/cuahsi-virtual-university)) and  
85 e-learning using e.g., virtual classrooms (Berry, 2019). While classroom lectures were optimized over  
86 the centuries, as Berry (2019) described, it is necessary to develop different strategies for e-learning  
87 that allow students to develop a structure, a sense of learning community, and social interactions in the  
88 virtual environment (Berry, 2019; Lehman, 2006).

89 In addition to “traditional” classroom or novel virtual learning environments, hydrology students need  
90 laboratory and field experiences to stimulate hypothesis testing and develop hydrological theories  
91 (Blume et al., 2017; Kleinhans et al., 2010) and prepare students to cope with all challenges in their  
92 professional life (John and Khan, 2018). In addition, the hydrology curriculum needs to cover, next to  
93 wet hands-on experiences also programming skills (Kelleher et al., 2022; Merwade and Ruddell, 2012)  
94 and tinkering with electronics to sense the environment (Hut et al., 2020; Kinar, 2021). Adding  
95 electronics to the curricula, not only empowers but also facilitates student’s hydrological learning and  
96 process understanding (Kinar, 2021) and can act as a stepping stone for collecting scientific  
97 spatiotemporal hydrometeorological data (Hut et al., 2010; Hund et al., 2016; Assendelft and van  
98 Meerveld, 2019; Wickert et al., 2019; Karachalios et al., 2021). Despite their importance, field activities  
99 are being more and more reduced due to a generalized trend of decreasing funds allocated to water  
100 education and increasing the number of students. The cuts have “*reached crisis proportions in many*  
101 *universities*” (Eagleson, 1988; Nash et al., 1990; Wagener et al., 2012) and are a worrying development  
102 for hydrology education (Blume et al., 2017; Kleinhans et al., 2010; Vidon, 2015).

103 Since 2019, the COVID-19 pandemic impacted the entire world. Different European countries followed  
104 different strategies in an attempt to minimize or prevent the spread of the virus (Alemanno, 2020;  
105 ECDC, 2022). Common measures were social-distancing, and self-isolation while schools (Raffetti and  
106 Di Baldassarre, 2022) and universities were closed (Schleicher, 2020). Suddenly universities were

forced to move from class to distance teaching (Stracke et al., 2022). Schaepli (2021) summarizes nicely a hydrology teacher's perspective with all challenges involved due to this sudden shift to distance teaching: "*timing was perfect: start of the semester, start of online teaching, video conference infrastructure unavailable, three kids at home and me, a hydrology teacher who has never produced any kind of video exceeding a 20s cell phone video*". Not only that little time was available to prepare high-quality teaching material for distance teaching but also a lack of experience in distance teaching. In addition, practical educational elements were canceled (e.g., field excursion, survey among Swedish Universities (Fischer, 2020)) and COVID-19-related illness, motivational and emotional distress were observed (Aristovnik et al., 2020; Bormann et al., 2021; Marzoli et al., 2021; Romeo et al., 2021) which might have affected knowledge transfer in hydrology education negatively.

Taking part in an academic teaching training course at Uppsala University during COVID-19 we got curious about how COVID-19 might impact European water education. We chose to investigate this in the mandatory project of the course. With the special issue "Hydrology education in a changing world" (Seibert et al., 2013) serving as a base for this study, we conducted an online survey (November 2020 to March 2021) focusing on 1) common teaching methods and classroom assessment and examination techniques in pre-COVID-19 times and 2) how did these education methods and techniques change during COVID-19. In the spirit of "*it takes a community to raise a hydrologist*" (Wagener et al., 2012) during the pandemic and beyond, the aim of this paper is to communicate and potentially learn from the results of our survey.

## 2. Methods

We based our survey on a survey by Fischer (2020) and extended it to investigate how COVID-19 might impact European water education. The survey consisted of three sections 1) Information on the respondent, 2) Water education in pre-COVID-19 and 3) Water education during COVID-19 (Table 1), which consisted of in total of 30 questions (Table A1) and should have taken approximately 10 minutes to answer. To reach as many people and obtain unbiased answers while respecting the privacy of the participants the survey was set up as an anonymous web form using Google Forms (a web application to create and share online forms and surveys, Google LLC). To have an unbiased result, a random

sampling method reaching a high number of participants from the total population of hydrology teachers would be preferable (Gideon, 2012). However, to reach a large target audience, consisting of as many hydrologists involved in university education across Europe (including student assistants, Ph.D. students, lecturers/teachers, (assistant) professors, course administrators, and researchers) within a certain time frame to represent the COVID-19 Zeitgeist we adopted an ad-hoc snowball sampling approach. The link to the survey was sent by email to more than 200 contacts of the wider network of the authors, all part of different Universities in water education across Europe (Berlin, Göttingen, Stuttgart, Bucharest, Hamburg, University of Zürich and ETH Zürich, University of Freiburg iBr., Tu Delft, VU Amsterdam, Wageningen, Florence and members of the EU-Cost “WATER isotopeS in the critical zONE” consisting of more than 110 colleagues and further to 5 random people). In addition, in the e-mail there was a request to spread the survey within the respective departments. The email with a link to the form was sent in November 2020 with a reminder in March 2021. In addition, a post with the link to the survey was posted on the Facebook Hydrology group. The authors of this group did not participate in the survey.

The obtained answers were summarized and presented in different graphs using MATLAB R2021a (MathWorks). The number or percentage of respondents for a given question or answer was represented as a bar or pie chart. More qualitative open questions with multiple responses were discussed in the text or represented as word clouds. In a word cloud, the respondents' answers are summarized as text, with the font size increasing and color-changing from grey to orange as the words become more frequent.

### 3. Results and discussion

#### 3.1 Snapshot overview of water education in Europe

Twenty-eight respondents working at Universities across Europe (Figure 1) in the field of hydrology, geohydrology, chemistry, fluid dynamics, soil mechanics to environmental and civil engineering (Figure 2a) answered the survey how COVID-19 might impact European water education. Because the survey was set up to be as anonymous as possible with only the universities name and country (Figure 1b) being known. The 28 respondents consisted of researchers, lecturers, and different levels of professors to course administrators (Figure 2b) who taught a wide variety of hydrology and water-

related courses from bachelor to Ph.D. ~~graduate-school~~ level (Figure 3a & b). Unfortunately, only a few universities per country responded to the survey and some European countries were missing. The low response rate to our survey may be because the population of hydrology teachers was small, our e-mail with the survey link was flagged as spam or not forwarded within the respective departments. COVID-19 arouse the curiosity of many scientists and educators (including the authors) to study its effects on education in various scientific fields (Aristovnik et al., 2020; Eklund et al., 2022; Fischer, 2020; Bormann et al., 2021; Fox et al., 2021; Gonzalez et al., 2020; Haley et al., 2021; Keržič et al., 2021; Marzoli et al., 2021; Romeo et al., 2021; Salling Olesen et al., 2021; Wanigasooriya et al., 2021; Stracke et al., 2022). The many surveys conducted in relation to COVID-19 might have caused certain survey fatigue, as de Koning et al. (2021) which may also have been the case in our study. Given the few respondents a more detailed investigations should be carried. However, the results are of interest as they provide a first impression, similar to a snapshot sample campaign (a common and useful method to infer spatial process within a catchment e.g., Likens and Buso (2006); Temnerud et al. (2007); Fischer et al. (2015); Floriancic et al., (2019)), on the state of hydrology and water education across Europe as a result of COVID-19 pandemic.

### 3.2 Water education in pre-COVID-19 times

Our survey builds on this foundation and aligns with (Wagener et al., 2012) in terms of taught courses, course level, and the number of students per course (10 to more than 40 students, Figure 3). Furthermore, our study provides a more detailed overview of the most common teaching format used by the respondents in pre-COVID-19 times which were lectures (27 out of 28 respondents), followed by seminars (Figure 4a). Laboratory, experimental, and fieldwork were used by less than 50% of the participants as teaching formats. Peer teaching, role-play, group discussion, and video recording seemed the less common practiced teaching formats in water education and therefore can be considered more “exotic”. Blume et al. (2017), Kleinhans et al. (2010), Vidon (2015) and Wagener et al. (2012) warned that more practical components are needed in the hydrological curriculum. Despite some novel teaching examples (AghaKouchak et al., 2013; Rodhe, 2012; Rusca et al., 2012; Seibert and Vis, 2012a, b; Lyon et al., 2013; Kinar, 2021) and exploring virtual learning environments (e.g., edX, Coursera and

CUASHI), a decade after these calls, it seems that traditional classroom lectures were the dominant formats of teaching. Only 42% of the respondents indicated using CATS (specific software/tools for questionnaires, survey style quizzes, or peer review techniques) to improve and gauge the students' performance (Figure 4b). Closed book and oral exams or projects were commonly used examination formats (Figure 4c). Hence, these results give the impression that hydrology and water education use rather traditional teaching methods and are far from the needed paradigm shift proposed by Seibert et al. (2013).

### 3.3 Water education during COVID-19


The beginning of 2020 came as a shock to hydrology research (CUAHSI Board of Directors &, 2022) but especially for hydrology education when campus-based university education came to a halt.




Hydrological education was forced to suddenly move from classroom to online teaching which was only possible because of the available digital tools and technical infrastructure (Figure 5). The practiced teaching format remained lectures (Figure 4a). Instead, practical teaching methods, which are so important for hydrology, were terminated. To some extent, an increase in the use of “exotic” teaching formats such as prerecorded videos and group discussions could be noticed (Figure 4a).

Gonzalez et al. (2020) and Keržič et al. (2021) found that students were more focused during the pandemic resulting in a positive study performance. By contrast, our hydrology respondents indicated that students were less focused during the lecture (Figure 6d), student learning was impacted negatively (reported by 67% of the respondents) and it was difficult to assess whether students reached their learning goals (Figure 7e). These opposite observations could be explained by the use of CATs by Gonzalez et al. (2020), compared to the majority of the respondents of this study indicated to not use or were not familiar with CATs during pre-COVID-19 teaching (Figure 4b). Hence, it is likely CATs were also not used during COVID-19 made it hard for teachers to give student feedback and gauge the student performance in the online environment (Figure 6d-f). The examination changed from project work and written exams (open- and closed-book) on campus (Figure 4c) to open-book take-home exams (Figure 4c and 6b). Respondents indicated an overall negative up to very negatively teaching experience due to an extra effort to prepare for exams, trusting students to not cheat (which is hard to control) up to






lowering the level of exams, quality of education, and thus  open feedback, Figure 7c and g, Figure 8). In addition, from open feedback we derived different challenges to face in the hydrology education during COVID-19:

- Acquiring computer literacy – learning to deal with different platforms, solving various computer problems (e.g., installing software and driver conflicts when attaching new devices)
- Required personal gadgets  e.g., laptops, tablets with pens, video cameras, microphones and headsets, and lights Adjusting the online courses to students with visual or hearing problems
- Data privacy and cyber security for students and staff
- Change from student-focused to teacher-focused surface learning
- Rethinking the organization of the learning process and designing a new time plan – when moving the classes online, teachers need additional training, extra budget, new devices, stable internet connections, and get accustomed to new digital tools and the virtual learning environment.

The survey focused mainly on the year 2020 where some respondents indicated to perceive a difference between the spring and autumn semester (Figure 7h). The perceived differences are likely because different European countries imposed different infection control measures during the ongoing pandemic (ECDC, 2022; Alemanno, 2020) where instead of COVID-19 distance teaching again pre-COVID-19 teaching styles were possible (campus teaching including laboratory and fieldwork). After the finalization of the survey, additional hybrid formats appeared (e.g., students attending lectures in class and online). Such hybrid formats require other skills compared to on-campus or distance teaching only and require further research.

The challenges and negative hydrology teaching experience during 2020 could be due to the sudden change from classroom to online teaching. Respondents indicated universities provided technical support and training for distance teaching (Figure 5a). However, it is likely that due to the sudden change the support focused on technical rather than lesson design in an online environment. Generally, when teaching a course it is recommended to follow an integrated course design (Fink, 2013) which

was described for hydrology classroom teaching by Wagener et al. (2012) as the pre-COVID-19 developed Modular Curriculum for Hydrologic Advancement (MOCHA) ABCD lesson design concept consisting of planning, delivering, and evaluating to improving for next time. As described by Ellis et al. (2009) and Berry (2019), teaching in the online environment needs to consider the online digital context in the lecture design, workload, interactivity, and engage students through personal and professional interaction. Despite this framework, some exposure to virtual education and how to optimize the student e-learning experience (Berry, 2019; Ellis et al., 2009; Lehman, 2006), the change to online teaching  somewhat improvised and a new experience for most of the teaching staff and students. In addition, the teaching material, tailored for classroom teaching, needed to be rapidly adjusted for online distance teaching. When teaching a class for the first time, the preparation can range between 3 to 5 hours for a one-hour class, while subsequent years require only 1 to 2 hours (Wagener et al., 2007). Similarly, teaching during COVID-19 required extra time for planning, delivering, and wrapping up teaching activities (Figure 6). The extra time was comparable with the teaching load when preparing a new course, but it is expected to decrease the longer the COVID-19 situation lasts.

A time-independent factor contributing to the negative learning experience could be the loss of human interaction (Marzoli et al., 2021; Eklund et al., 2022; Ljunghammar and Waxell, 2020; Romeo et al., 2021). Traditional classroom teaching comprises student-teacher and student-student interaction (discussing e.g., lecture content, social and private life). Instead, in distance education such important physical, psychological, and social factors are missing or are limited (Berry, 2019; Lehman, 2006; Raffetti and Di Baldassarre, 2022) affecting the students' metacognition (Romeo et al., 2021; Eklund et al., 2022). A lack of social interactions can make students lose self-motivation, social skills, become unaware of limits and obligations leading  mately to anxiety and depression (Marzoli et al., 2021; Eklund et al., 2022; Ljunghammar and Waxell, 2020; Romeo et al., 2021). This demonstrates that for students it is not sufficient to acquire only theoretical knowledge. But it is necessary to grow as a person, apply the newly gained knowledge, and learn from mistakes in a stimulating and social environment (Ferretti et al., 2019; Glagovich and Swierczynski, 2004; Ryoo and Kekelis, 2018). 

## Concluding remarks and outlook

Twenty-eight respondents to our survey, working at Universities across Europe in the field of hydrology, answered that pre-COVID-19 conservative classroom lectures, laboratory and fieldwork were commonly used teaching formats in courses with 10 to more than 40 students. Similar results were found in literature. Additionally, our survey indicated that less than half of the respondents indicated using classroom assessment techniques to improve and gauge the students' performance. Students were examined in a closed book or oral exams.

COVID-19 forced hydrological education to move suddenly from classroom to online teaching which perhaps was only possible because of the available digital tools and technical infrastructure. The practiced teaching format remained lectures. Instead, practical teaching methods, which are so important for hydrology, were terminated.

Overall, the majority of the respondents reported that the COVID-19 crisis impacted student learning negatively up to very negatively. The online interaction was more difficult and cost extra time. Teachers lost student contact and it was difficult to assess whether students achieved the learning outcomes. However, most of the respondents reported that they could not use classroom assessment techniques. The most affected learning activities were the ones that could not be moved to online teaching, such as laboratory and fieldwork (Figure 8). As discussed by Wagener et al. (2012), laboratory and fieldwork were already strongly reduced from the teaching curricula in many universities in pre-COVID-19 times, reaching a critical level. Hence, due to COVID-19 the important knowledge of process understanding in hydrology will be missing for at least several cohorts of hydrologists. Transferring passion for water related topics and hydrological knowledge and obtained in a stimulating and social environment got disrupted affecting generations of students. In this way, COVID-19 caused a secondary effect on society, a loss of knowledge and skills, which are needed to tackle the existing and future local and global environmental challenges. This highlights that COVID-19 added a new layer of complexity on top of the already existing challenges in hydrological education pointed out by Wagener et al. (2012).

In the open feedback, respondents expressed their frustration of COVID-19 caused in teaching. However, next to all the COVID-19 misery, a spirit of optimism and a time of change could be noticed.

294 COVID-19 made it possible to explore, improvise and use novel teaching methods. Positive aspects  
295 were bottom-up initiatives sharing knowledge and resources on different social media and websites  
296 (Table 2). Such efforts highlight that even during extremes such as COVID-19, with creativity,  
297 improvising, and sharing technical aspects and material as a community by e.g., Sprenger (2020) it was  
298 possible to teach hydrology and overcome limitations during and beyond the pandemic. To learn from  
299 this COVID-19 experience and improve the online teaching and learning experience the MOCHA  
300 ABCD lesson design, proposed by Wagener et al. (2012), should be adapted for the online environment.  
301 Such a to be developed “eMOCHA” lesson design for the online environment should include  
302 suggestions from e.g., Ellis et al. (2009) and Berry (2019b) considering the online digital context in the  
303 lecture design, workload, interactivity, engage students through personal and professional interaction.  
304 Furthermore, it needs to be evaluated and studied which teaching formats worked, which elements are  
305 valuable to keep, and whether we, as a community, want to go back to the more traditional teaching  
306 styles in post-COVID-19 hydrology and water education or take the opportunity and finally make the  
307 next step in teaching hydrology and water education. Especially the range of practical and “exotic”  
308 teaching formats practiced during COVID-19 (Figure 4a), home experiments using improvised low-  
309 budget or high-cost materials similar to e.g., Hut et al. (2020) and Kinar (2021) or learn how to program  
310 e.g., Kelleher et al. (2022) taught at distance or could be an add-on to classical classroom teaching.  
311 Such activities promote learning, by not only considering the lower cognitive domains of Bloom’s  
312 Taxonomy (a.k.a., Bloom’s Taxonomy of Learning Objectives, which identifies six cognitive levels  
313 from simple to more complex behavior including knowledge, comprehension, application, analysis,  
314 synthesis, and evaluation/creation (Gogus, 2012)), but also stimulate the higher cognitive levels by  
315 synthesizing, evaluating and discussing water concepts in a safe social environment which facilitate to  
316 produce new original work. Even more, it could be a solution to repair the damage (reduced practical  
317 training) in hydrology and water education by making practical and “exotic” teaching formats  
318 accessible for all hydrology and water students. The aforementioned initiatives showcase that hydrology  
319 is not only a scientific community effort but above all it needs “a hydrological community to raise a  
320 hydrologist” (Wagener et al., 2012) who can solve old (Blöschl et al., 2019) and pose new hydrological  
321 questions.

The presented results are a first snapshot overview of how COVID-19 affected water education throughout Europe. The long-term effect on water education is uncertain and needs further analysis focusing not only education, but also the social interactions, gender and regional differences to prepare hydrology education for future disruptive natural or other hazardous events.

## Data availability

The anonymized response data is available as supplementary data and the MATLAB script (to make figure 2-8) is available on <https://github.com/hydrodroplets/COVID-19>

## References

- AghaKouchak, A., Nakhjiri, N., and Habib, E.: An educational model for ensemble streamflow simulation and uncertainty analysis, *Hydrol. Earth Syst. Sci.*, 17, 445–452, <https://doi.org/10.5194/hess-17-445-2013>, 2013.
- Alemanno, A.: The European Response to COVID-19: From Regulatory Emulation to Regulatory Coordination?, 11, 307–316, <https://doi.org/10.1017/err.2020.44>, 2020.
- Aristovnik, A., Keržič, D., Ravšelj, D., Tomaževič, N., and Umek, L.: Impacts of the COVID-19 Pandemic on Life of Higher Education Students: A Global Perspective, 12, <https://doi.org/10.3390/su12208438>, 2020.
- Assendelft, R. S. and van Meerveld, H. J. I.: A Low-Cost, Multi-Sensor System to Monitor Temporary Stream Dynamics in Mountainous Headwater Catchments, 19, <https://doi.org/10.3390/s19214645>, 2019.
- Berry, S.: Teaching to connect: Community-building strategies for the virtual classroom., 23, 164–183, 2019.
- Beven, K.: Advice to a young hydrologist, *Hydrological Processes*, 30, 3578–3582, <https://doi.org/10.1002/hyp.10879>, 2016.
- Blöschl, G., Carr, G., Bucher, C., Farnleitner, A. H., Rechberger, H., Wagner, W., and Zessner, M.: Promoting interdisciplinary education – the Vienna Doctoral Programme on Water Resource Systems, *Hydrol. Earth Syst. Sci.*, 16, 457–472, <https://doi.org/10.5194/hess-16-457-2012>, 2012.
- Blöschl, G., Bierkens, M. F. P., Chambel, A., Cudennec, C., Destouni, G., Fiori, A., Kirchner, J. W., McDonnell, J. J., Savenije, H. H. G., Sivapalan, M., Stumpp, C., Toth, E., Volpi, E., Carr, G., Lupton, C., Salinas, J., Széles, B., Viglione, A., Aksoy, H., Allen, S. T., Amin, A., Andréassian, V., Arheimer, B., Aryal, S. K., Baker, V., Bardsley, E., Barendrecht, M. H., Bartosova, A., Batelaan, O., Berghuijs, W. R., Beven, K., Blume, T., Bogaard, T., Borges de Amorim, P., Böttcher, M. E., Boulet, G., Breinl, K., Brilly, M., Brocca, L., Buytaert, W., Castellarin, A., Castelletti, A., Chen, X., Chen, Y., Chen, Y., Chiffard, P., Claps, P., Clark, M. P., Collins, A. L., Croke, B., Dathe, A., David, P. C., de Barros, F. P. J., de Rooij, G., Di Baldassarre, G., Driscoll, J. M., Duethmann, D., Dwivedi, R., Eris, E., Farmer, W. H., Feiccabrino, J., Ferguson, G., Ferrari, E., Ferraris, S., Fersch, B., Finger, D., Foglia, L., Fowler, K., Gartsman, B., Gascoin, S., Gaume, E., Gelfan, A., Geris, J., Gharari, S., Gleeson, T., Glendell, M., Gonzalez Bevacqua, A., González-Dugo, M. P., Grimaldi, S., Gupta, A. B., Guse, B., Han, D., Hannah, D., Harpold, A., Haun, S., Heal, K., Helfricht, K., Herrnegger, M., Hipsey, M., Hlaváčiková, H.,

360 Hohmann, C., Holko, L., Hopkinson, C., Hrachowitz, M., Illangasekare, T. H., Inam, A., Innocente, C.,  
361 Istanbuluoglu, E., Jarihani, B., et al.: Twenty-three unsolved problems in hydrology (UPH) – a  
362 community perspective, *Hydrological Sciences Journal*, 64, 1141–1158, <https://doi.org/10.1080/02626667.2019.1620507>, 2019.

363 Blume, T., van Meerveld, I., and Weiler, M.: The role of experimental work in hydrological sciences –  
364 insights from a community survey, *Hydrological Sciences Journal*, 62, 334–337,  
365 <https://doi.org/10.1080/02626667.2016.1230675>, 2017.

366 Bormann, I., Brøgger, K., Pol, M., and Lazarová, B.: COVID-19 and its effects: On the risk of social  
367 inequality through digitalization and the loss of trust in three European education systems, *European*  
368 *Educational Research Journal*, 20, 610–635, <https://doi.org/10.1177/14749041211031356>, 2021.

369 Brandimarte, L.: The pandemic made her join the circus (by Luigia Brandimartes KTH in collaboration  
370 with Stockholm University of the Arts), The pandemic made her join the circus (by Luigia Brandimartes  
371 KTH in collaboration with Stockholm University of the Arts), 2021.

372 CUAHSI Board of Directors &: COVID-19 Impacts Highlight the Need for Holistic Evaluation of  
373 Research in the Hydrologic Sciences, 58, e2021WR030930, <https://doi.org/10.1029/2021WR030930>,  
374 2022.

375 Douven, W., Mul, M. L., Fernández-Álvarez, B., Lam Hung, S., Bakker, N., Radosevich, G., and van  
376 der Zaag, P.: Enhancing capacities of riparian professionals to address and resolve transboundary issues  
377 in international river basins: experiences from the Lower Mekong River Basin, *Hydrol. Earth Syst. Sci.*,  
378 16, 3183–3197, <https://doi.org/10.5194/hess-16-3183-2012>, 2012.

379 Eagleson, P. S.: Opportunities in the hydrologic sciences: An open invitation for contributions, 69, 817–  
380 821, <https://doi.org/10.1029/88EO01080>, 1988.

381 ECDC: Data on country response measures to COVID-19, [https://doi.org/date visited 10 June 2022](https://doi.org/date%20visited%2010%20June%202022),  
382 2022.

383 Eklund, R., Bondjers, K., Hensler, I., Bragesjö, M., Johannesson, K. B., Arnberg, F. K., and Sveen, J.:  
384 Daily uplifts during the COVID-19 pandemic: what is considered helpful in everyday life?, *BMC Public*  
385 *Health*, 22, 85, <https://doi.org/10.1186/s12889-022-12506-4>, 2022.

386 Ellis, R. A., Ginns, P., and Piggott, L.: E-learning in higher education: some key aspects and their  
387 relationship to approaches to study, 28, 303–318, <https://doi.org/10.1080/07294360902839909>, 2009.

388 Ferretti, E., Rohde, K., Moore, G. P., and Daboval, T.: Catch the moment: The power of turning  
389 mistakes into “precious” learning opportunities, *Paediatr Child Health*, 24, 156–159,  
390 <https://doi.org/10.1093/pch/pxy102>, 2019.

391 Fink, L. D.: Creating significant learning experiences: an integrated approach to designing college  
392 courses, Revis and updat., Jossey-Bass, San Francisco, 2013.

393 Fischer, B. M. C.: How did Swedish water education got affected due to Covid19 measures?, *SHR*  
394 *Monthly Flash*, 2020.

395 Fischer, B. M. C., Rinderer, M., Schneider, P., Ewen, T., and Seibert, J.: Contributing sources to  
396 baseflow in pre-alpine headwaters using spatial snapshot sampling, 29, 5321–5336,  
397 <https://doi.org/10.1002/hyp.10529>, 2015.

398 Floriancic, M. G., Fischer, B. M. C., Molnar, P., Kirchner, J. W., and van Meerveld, H. J. (Ilja): Spatial  
399 variability in specific discharge and streamwater chemistry during low flows: results from snapshot  
400 sampling campaigns in eleven Swiss catchments, 1–20, 2019.

401 Foley, J. A., Ramankutty, N., Brauman, K. A., Cassidy, E. S., Gerber, J. S., Johnston, M., Mueller, N.  
402 D., O'Connell, C., Ray, D. K., West, P. C., Balzer, C., Bennett, E. M., Carpenter, S. R., Hill, J.,  
403 Monfreda, C., Polasky, S., Rockström, J., Sheehan, J., Siebert, S., Tilman, D., and Zaks, D. P. M.:  
404 Solutions for a cultivated planet, *Nature*, 478, 337–342, <https://doi.org/10.1038/nature10452>, 2011.

405 Forest, J. J., Altbach, P. G., and others: *International handbook of higher education*, Springer, 2006.

406 Fox, M. F. J., Hoehn, J. R., Werth, A., and Lewandowski, H. J.: Lab instruction during the COVID-19  
407 pandemic: Effects on student views about experimental physics in comparison with previous years, 17,  
408 010148, <https://doi.org/10.1103/PhysRevPhysEducRes.17.010148>, 2021.

409 French, S. and Kennedy, G.: Reassessing the value of university lectures, null, 22, 639–654,  
410 <https://doi.org/10.1080/13562517.2016.1273213>, 2017.

411 Garreta-Domingo, M., Hernández-Leo, D., and Sloep, P. B.: Evaluation to support learning design:  
412 Lessons learned in a teacher training MOOC, 34, <https://doi.org/10.14742/ajet.3768>, 2018.

413 Gideon, L.: *Handbook of survey methodology for the social sciences*, Springer, 2012.

414 Glagovich, N. M. and Swierczynski, A. M.: Teaching Failure in the Laboratory, 33, 45–47, 2004.

415 Gleeson, T., Allen, D. M., and Ferguson, G.: Teaching hydrogeology: a review of current practice,  
416 *Hydrol. Earth Syst. Sci.*, 16, 2159–2168, <https://doi.org/10.5194/hess-16-2159-2012>, 2012.

417 Gogus, A.: Bloom's Taxonomy of Learning Objectives, in: *Encyclopedia of the Sciences of Learning*,  
418 edited by: Seel, N. M., Springer US, Boston, MA, 469–473, [https://doi.org/10.1007/978-1-4419-1428-](https://doi.org/10.1007/978-1-4419-1428-6_141)  
419 6\_141, 2012.

420 Goldstein, G. S.: Using Classroom Assessment Techniques in an Introductory Statistics Class, null, 55,  
421 77–82, <https://doi.org/10.3200/CTCH.55.2.77-82>, 2007.

422 Gonzalez, T., de la Rubia, M. A., Hincz, K. P., Comas-Lopez, M., Subirats, L., Fort, S., and Sacha, G.  
423 M.: Influence of COVID-19 confinement on students' performance in higher education, 15, 1–23,  
424 <https://doi.org/10.1371/journal.pone.0239490>, 2020.

425 Gurung, A. B.: Virtual Meetings: Hypnotic sedative or effective stimulant?, *EGU Blogs*, 2020.

426 Haley, C., Lee, J., Xun, H., Yesantharao, P., Nolan, I. T., Harirah, M., Crowe, C. S., Lopez, J., Morrison,  
427 S. D., Drolet, B. C., and Janis, J. E.: The Negative Impact of COVID-19 on Medical Education amongst  
428 Medical Students Interested in Plastic Surgery: A Cross-sectional Survey Study, 9, 2021.

429 Hund, S. V., Johnson, M. S., and Keddie, T.: Developing a hydrologic monitoring network in data-  
430 scarce regions using open-source arduino dataloggers, 1, 2016.

431 Hut, R., Weijs, S., and Luxemburg, W.: Using the Wiimote as a sensor in water research, 46, 2010.

432 Hut, R. W., Pols, C. F. J., and Verschuur, D. J.: Teaching a hands-on course during corona lockdown:  
433 from problems to opportunities, 55, 065022, <https://doi.org/10.1088/1361-6552/abb06a>, 2020.

434 John, C. M. and Khan, S. B.: Mental health in the field, *Nature Geoscience*, 11, 618–620,  
435 <https://doi.org/10.1038/s41561-018-0219-0>, 2018.

436 Karachalios, T., Kanellopoulos, D., and Lazarinis, F.: Arduino sensor integrated drone for weather  
437 indices: a prototype for pre-flight preparation, 2021.

438 Kaspersma, J. M., Alaerts, G. J., and Slinger, J. H.: Competence formation and post-graduate education  
 439 in the public water sector in Indonesia, *Hydrol. Earth Syst. Sci.*, 16, 2379–2392,  
 440 <https://doi.org/10.5194/hess-16-2379-2012>, 2012.

441 Kelleher, C. A., Gannon, J. P., Jones, C. N., and Aksoy, Ş.: Best Management Practices for Teaching  
 442 Hydrologic Coding in Physical, Hybrid, and Virtual Classrooms, 4,  
 443 <https://doi.org/10.3389/frwa.2022.875732>, 2022.

444 Keržič, D., Alex, J. K., Pamela Balbontín Alvarado, R., Bezerra, D. da S., Cheraghi, M., Dobrowolska,  
 445 B., Fagbamigbe, A. F., Faris, M. E., França, T., González-Fernández, B., Gonzalez-Robledo, L. M.,  
 446 Inasius, F., Kar, S. K., Lazányi, K., Lazăr, F., Machin-Mastromatteo, J. D., Marôco, J., Marques, B. P.,  
 447 Mejía-Rodríguez, O., Méndez Prado, S. M., Mishra, A., Mollica, C., Navarro Jiménez, S. G., Obadić,  
 448 A., Raccanello, D., Rashid, M. M. U., Ravšelj, D., Tomaževič, N., Uleanya, C., Umek, L., Vicentini,  
 449 G., Yorulmaz, Ö., Zamfir, A.-M., and Aristovnik, A.: Academic student satisfaction and perceived  
 450 performance in the e-learning environment during the COVID-19 pandemic: Evidence across ten  
 451 countries, *PLOS ONE*, 16, e0258807, <https://doi.org/10.1371/journal.pone.0258807>, 2021.

452 Kinar, N. J.: Introducing electronic circuits and hydrological models to postsecondary physical  
 453 geography and environmental science students: systems science, circuit theory, construction, and  
 454 calibration, *Geosci. Commun.*, 4, 209–231, <https://doi.org/10.5194/gc-4-209-2021>, 2021.

455 Kleinhans, M. G., Bierkens, M. F. P., and van der Perk, M.: HESS Opinions On the use of laboratory  
 456 experimentation: “Hydrologists, bring out shovels and garden hoses and hit the dirt,” 14, 369–382,  
 457 <https://doi.org/10.5194/hess-14-369-2010>, 2010.

458 de Koning, R., Egiz, A., Kotecha, J., Ciuculete, A. C., Ooi, S. Z. Y., Bankole, N. D. A., Erhabor, J.,  
 459 Higginbotham, G., Khan, M., Dalle, D. U., Sichimba, D., Bandyopadhyay, S., and Kanmounye, U. S.:  
 460 Survey Fatigue During the COVID-19 Pandemic: An Analysis of Neurosurgery Survey Response  
 461 Rates, 8, <https://doi.org/10.3389/fsurg.2021.690680>, 2021.

462 Lehman, R.: The role of emotion in creating instructor and learner presence in the distance education  
 463 experience, 2, 12–26, 2006.

464 Likens, G. and Buso, D. .: Variation in Streamwater Chemistry Throughout the Hubbard Brook Valley,  
 465 78, 1–30, <https://doi.org/10.1007/s10533-005-2024-2>, 2006.

466 Ljunghammar, T. and Waxell, A.: Conversion to digital distance education Student survey 2020,  
 467 Analysis of open answers (campus students), Uppsala, 2020.

468 Lyon, S. W., Walter, M. T., Jantze, E. J., and Archibald, J. A.: Training hydrologists to be  
 469 ecohydrologists: a “how-you-can-do-it” example leveraging an active learning environment for  
 470 studying plant–water interaction, *Hydrol. Earth Syst. Sci.*, 17, 269–279, <https://doi.org/10.5194/hess-17-269-2013>, 2013.

472 Marzoli, I., Colantonio, A., Fazio, C., Giliberti, M., Scotti di Uccio, U., and Testa, I.: Effects of  
 473 emergency remote instruction during the COVID-19 pandemic on university physics students in Italy,  
 474 17, 020130, <https://doi.org/10.1103/PhysRevPhysEducRes.17.020130>, 2021.

475 Mayer, H. and Hug, M.: Hybrid field courses – a teaching format beyond emergency solution?, *EGU*  
 476 Blogs, 2020.

477 Merwade, V. and Ruddell, B. L.: Moving university hydrology education forward with community-  
 478 based geoinformatics, data and modeling resources, 16, 2393–2404, [https://doi.org/10.5194/hess-16-](https://doi.org/10.5194/hess-16-2393-2012)  
 479 2393-2012, 2012.



480 Nash, J. E., Eagleson, P. S., Philip, J. R., van der Molen, W. H., and Klemeš, V.: The education of  
 481 hydrologists (Report of an IAHS/UNESCO Panel on hydrological education), null, 35, 597–607,  
 482 <https://doi.org/10.1080/02626669009492466>, 1990.

483 Nassar, J. B.: Equity, Diversity, and Inclusivity amidst COVID-19, EGU Blogs, 2021.

484 Popescu, I., Jonoski, A., and Bhattacharya, B.: Experiences from online and classroom education in  
 485 hydroinformatics, *Hydrol. Earth Syst. Sci.*, 16, 3935–3944, <https://doi.org/10.5194/hess-16-3935-2012>,  
 486 2012.

487 Raffetti, E. and Di Baldassarre, G.: Do the Benefits of School Closure Outweigh Its Costs?, 19,  
 488 <https://doi.org/10.3390/ijerph19052500>, 2022.

489 Reinfried, S., Tempelmann, S., and Aeschbacher, U.: Addressing secondary school students’ everyday  
 490 ideas about freshwater springs in order to develop an instructional tool to promote conceptual  
 491 reconstruction, *Hydrol. Earth Syst. Sci.*, 16, 1365–1377, <https://doi.org/10.5194/hess-16-1365-2012>,  
 492 2012.

493 Rodhe, A.: Physical models for classroom teaching in hydrology, *Hydrol. Earth Syst. Sci.*, 16, 3075–  
 494 3082, <https://doi.org/10.5194/hess-16-3075-2012>, 2012.

495 Romeo, M., Yepes-Baldó, M., Soria, M. Á., and Jayme, M.: Impact of the COVID-19 Pandemic on  
 496 Higher Education: Characterizing the Psychosocial Context of the Positive and Negative Affective  
 497 States Using Classification and Regression Trees, 12, <https://doi.org/10.3389/fpsyg.2021.714397>,  
 498 2021.

499 Rusca, M., Heun, J., and Schwartz, K.: Water management simulation games and the construction of  
 500 knowledge, *Hydrol. Earth Syst. Sci.*, 16, 2749–2757, <https://doi.org/10.5194/hess-16-2749-2012>, 2012.

501 Ryoo, J. and Kekelis, L.: Reframing “Failure” in Making: The Value of Play, Social Relationships, and  
 502 Ownership, 13, 49–67, <https://doi.org/10.5195/jyd.2018.624>, 2018.

503 Salling Olesen, H., Schreiber-Barsch, S., and Wildemeersch, D.: Editorial Learning in times of crisis,  
 504 12, 245–249, <https://doi.org/10.3384/rela.2000-7426.4083>, 2021.

505 Schaepli, B.: Open teaching to navigate hydrology: how ready are we?, EGU Blogs, 2021.

506 Schleicher, A.: The impact of COVID-19 on education insights from education at a glance 2020, 2020.

507 Seibert, J. and Vis, M. J. P.: Irrigania – a web-based game about sharing water resources, *Hydrol. Earth*  
 508 *Syst. Sci.*, 16, 2523–2530, <https://doi.org/10.5194/hess-16-2523-2012>, 2012a.

509 Seibert, J. and Vis, M. J. P.: Teaching hydrological modeling with a user-friendly catchment-runoff-  
 510 model software package, *Hydrol. Earth Syst. Sci.*, 16, 3315–3325, <https://doi.org/10.5194/hess-16-3315-2012>, 2012b.

512 Seibert, J., Uhlenbrook, S., and Wagener, T.: Preface “Hydrology education in a changing world,”  
 513 *Hydrol. Earth Syst. Sci.*, 17, 1393–1399, <https://doi.org/10.5194/hess-17-1393-2013>, 2013.

514 Sprenger, M.: When the students are gone: Transition to online teaching, EGU Blogs, 2020.

515 Stocker, B.: A university class with a somewhat different approach, EGU Blogs, 2020.

516 Stracke, C. M., Burgos, D., Santos-Hermosa, G., Bozkurt, A., Sharma, R. C., Swiatek Cassafieres, C.,  
 517 dos Santos, A. I., Mason, J., Ossiannilsson, E., Shon, J. G., Wan, M., Obiageli Agbu, J.-F., Farrow, R.,  
 518 Karakaya, Ö., Nerantzi, C., Ramirez-Montoya, M. S., Conole, G., Cox, G., and Truong, V.: Responding

519 to the Initial Challenge of the COVID-19 Pandemic: Analysis of International Responses and Impact in  
520 School and Higher Education, 14, <https://doi.org/10.3390/su14031876>, 2022.

521 Temnerud, J., Seibert, J., Jansson, M., Bishop, K., and Carlo, M.: Spatial variation in discharge and  
522 concentrations of organic carbon in a catchment network of boreal streams in northern Sweden, 342,  
523 72–87, <https://doi.org/10.1016/j.jhydrol.2007.05.015>, 2007.

524 Venhuizen, G. J., Hut, R., Albers, C., Stoof, C. R., and Smeets, I.: Flooded by jargon: how the  
525 interpretation of water-related terms differs between hydrology experts and the general audience, 23,  
526 393–403, <https://doi.org/10.5194/hess-23-393-2019>, 2019.

527 Vidon, P. G.: Field hydrologists needed: a call for young hydrologists to (re)-focus on field studies,  
528 Hydrological Processes, 29, 5478–5480, <https://doi.org/10.1002/hyp.10614>, 2015.

529 Wagener, T., Weiler, M., McGlynn, B., Gooseff, M., Meixner, T., Marshall, L., McGuire, K., and  
530 McHale, M.: Taking the pulse of hydrology education, Hydrological Processes, 21, 1789–1792,  
531 <https://doi.org/10.1002/hyp.6766>, 2007.

532 Wagener, T., Kelleher, C., Weiler, M., McGlynn, B., Gooseff, M., Marshall, L., Meixner, T., McGuire,  
533 K., Gregg, S., Sharma, P., and Zappe, S.: It takes a community to raise a hydrologist: the Modular  
534 Curriculum for Hydrologic Advancement (MOCHA), Hydrol. Earth Syst. Sci., 16, 3405–3418,  
535 <https://doi.org/10.5194/hess-16-3405-2012>, 2012.

536 Wanigasooriya, K., Beedham, W., Laloo, R., Karri, R. S., Darr, A., Layton, G. R., Logan, P., Tan, Y.,  
537 Mittapalli, D., Patel, T., Mishra, V. D., Odeh, O., Prakash, S., Elnoamany, S., Peddinti, S. R., Daketsey,  
538 E. A., Gadgil, S., Bouhuwaish, A. E. M., Ozair, A., Bansal, S., Elhadi, M., Godbole, A. A., Axiaq, A.,  
539 Rauf, F. A., Ashpak, A., and TMS Collaborative: The perceived impact of the Covid-19 pandemic on  
540 medical student education and training – an international survey, BMC Medical Education, 21, 566,  
541 <https://doi.org/10.1186/s12909-021-02983-3>, 2021.

542 Westera, W. and Sloop, P. B.: Into the future of networked education, 115–36, 2001.

543 Wickert, A. D., Sandell, C. T., Schulz, B., and Ng, G.-H. C.: Open-source Arduino-compatible data  
544 loggers designed for field research, 23, 2065–2076, <https://doi.org/10.5194/hess-23-2065-2019>, 2019.

545

## Tables

*Table 1 The different sections of the survey.*

<b>Information on respondent</b>
Field of hydrology
Role and courses taught
Class size
<b>Water education in pre-COVID-19 times</b>
Teaching learning activities
Classroom assessment techniques
Type of examination
<b>Water education during COVID-19</b>
Which measures did the University take to guarantee the educational continuity
Was more time needed to prepare, hold and wrap up lectures
Teaching aids to continue teaching
Teaching learning activities
Classroom assessment techniques
Type of examination
Was it necessary to adjust learning outcomes and student assessment
Perception of the situation by students and the teaching staff
Did students reach the learning objectives
Was there a difference between spring and autumn
Which part in knowledge and skills in water education got lost due to COVID-19?
Open feedback

**Table 2 Overview of different positive novel teaching methods and resources (see link in bibliography for more content).**

<b>Activity</b>	<b>Category</b>	<b>Author</b>	<b>Potential and message</b>
Distance field &/or lab work	Movie exercise	(Stocker, 2020)	Make fieldwork or excursions accessible for a wider educational public
Distance field &/or lab work	Course design	(Mayer and Hug, 2020)	Distance fieldwork could be offered as add on to traditional teaching
Distance field &/or lab work	Course design	(Hut et al., 2020)	Make fieldwork or excursions accessible for a wider educational public
Teaching material	Collection of material	(Sprenger, 2020)	Community platform with different educational material
Teaching material	Sharing	(Schaepli, 2021)	Sharing most important then quality
Classroom assessment technique	Circus/ dance and movie	(Brandimarte, 2021)	Think out of the box and develop novel ways of learning useful to stimulate creativity, learning and outreach activities
Virtual meetings	Best practice	(Gurung, 2020)	Organize distance meetings
Blog	Blog post	(Nassar, 2021)	Sharing experience through social media

551    **Figures**



552

553    **Figure 1**    *Schematized map of Europe where respondents to the survey are indicated as water droplets.*

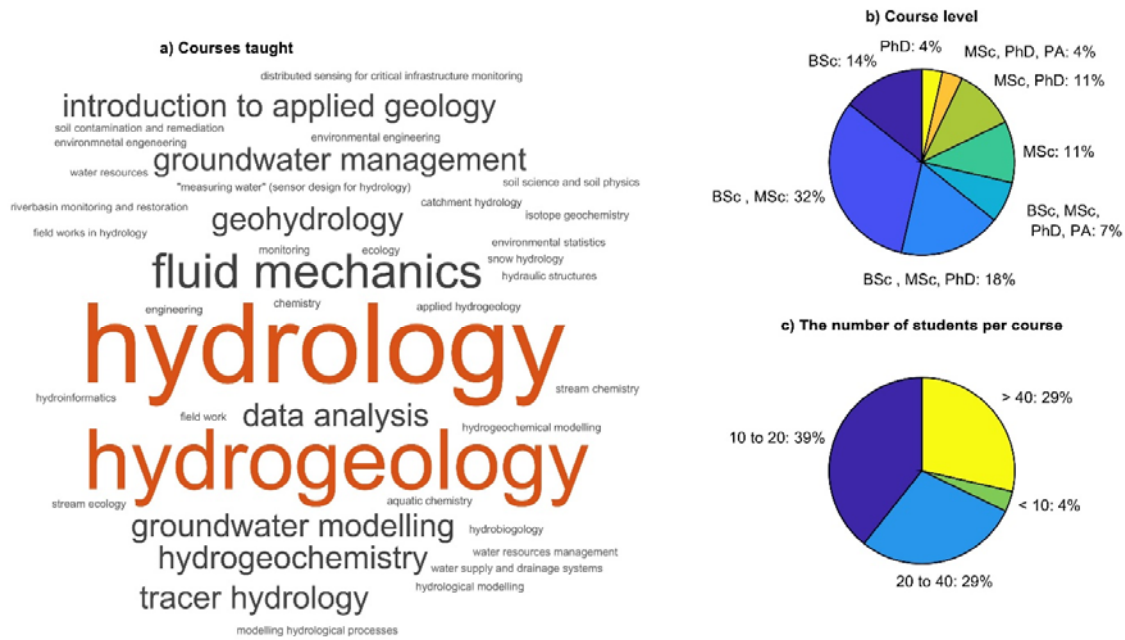
554



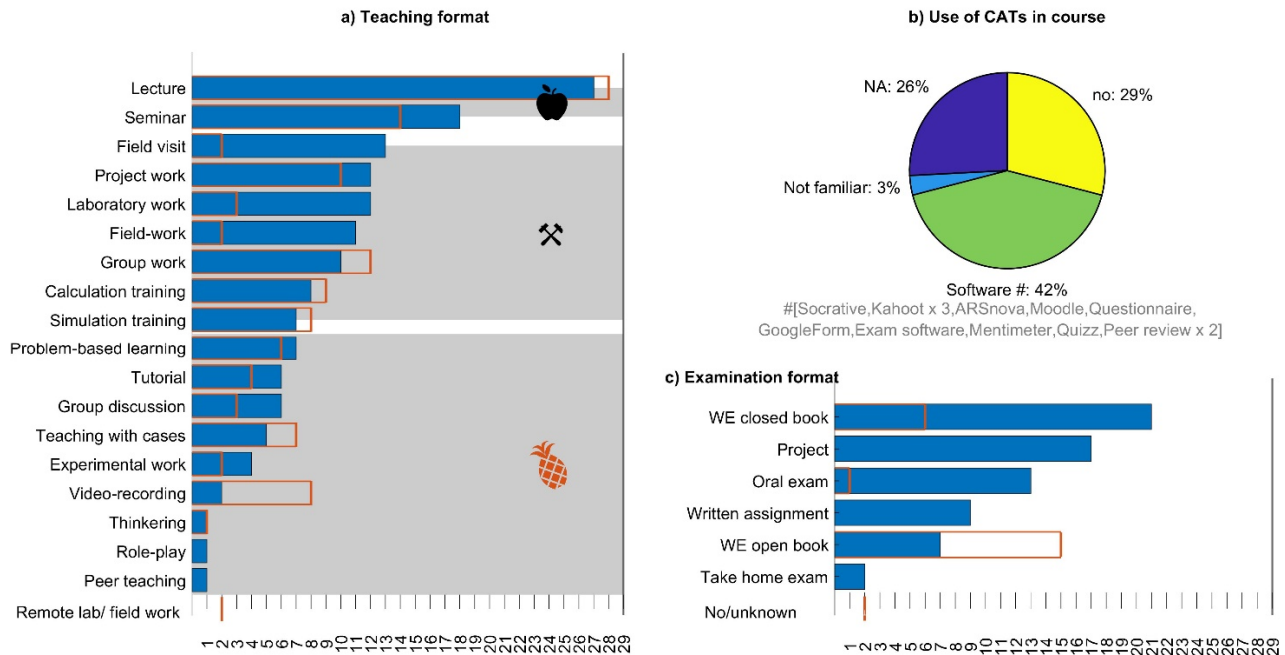
555

556    **Figure 2**    *respondents indicated in which part of water science they work in (a), represented qualitatively as a word cloud.*  
557    *The larger the font, the more respondents indicated to feel connected to and work in (multiple answers were*  
558    *possible). The different roles (levels) in water education indicated by the respondents given as percentage (b).*

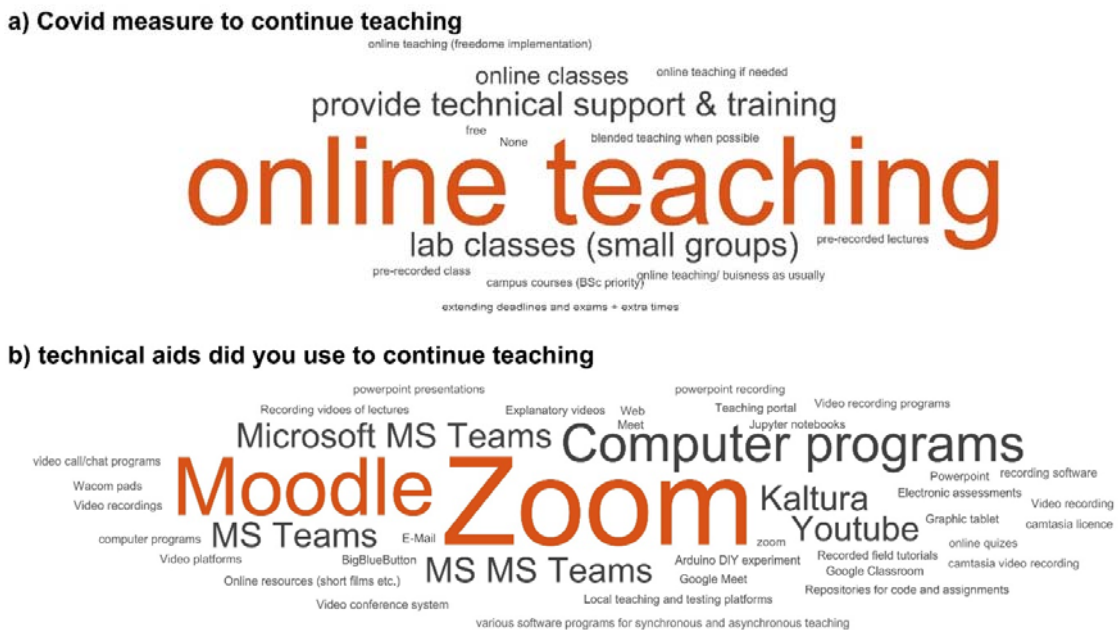
559



**Figure 3** respondents indicated which courses they taught, represented as a word cloud (a). The larger the font, the more respondents indicated to teach the course (multiple answers were possible). The percentage of respondents teaching BSc to PhD level or post academic (PA) courses (b). The percentage of respondents indicated to have had <10 up to >40 students in their course (c).



**Figure 4** traditional, practical and exotic teaching formats indicated as or respectively used by the respondents before pre-COVID-19 measures (blue bars) and during COVID-19 measures (orange bar) where the x-axis indicates number of respondents (a). Percentage of respondents indicate to use classroom assessment techniques (CAT) using including a specific software/tool, not answered (NA), not, not familiar (b). The respondents indicated to use different examination formats before pre-COVID-19 measures (blue bars) and during COVID-19 measures (orange bar) where the x-axis indicates number of respondents (c).



**Figure 5** Measures (a) and technical aids (b) used by the respondents to continue teaching. The larger the font, the more respondents indicated to use the measure or aid (multiple answers were possible)

a)

Prepare teaching activity

Less -  - More

4 24

b)

Teaching activity

Less -  - More

1 15 12

c)

Wrap up teaching activity

Less -  - More

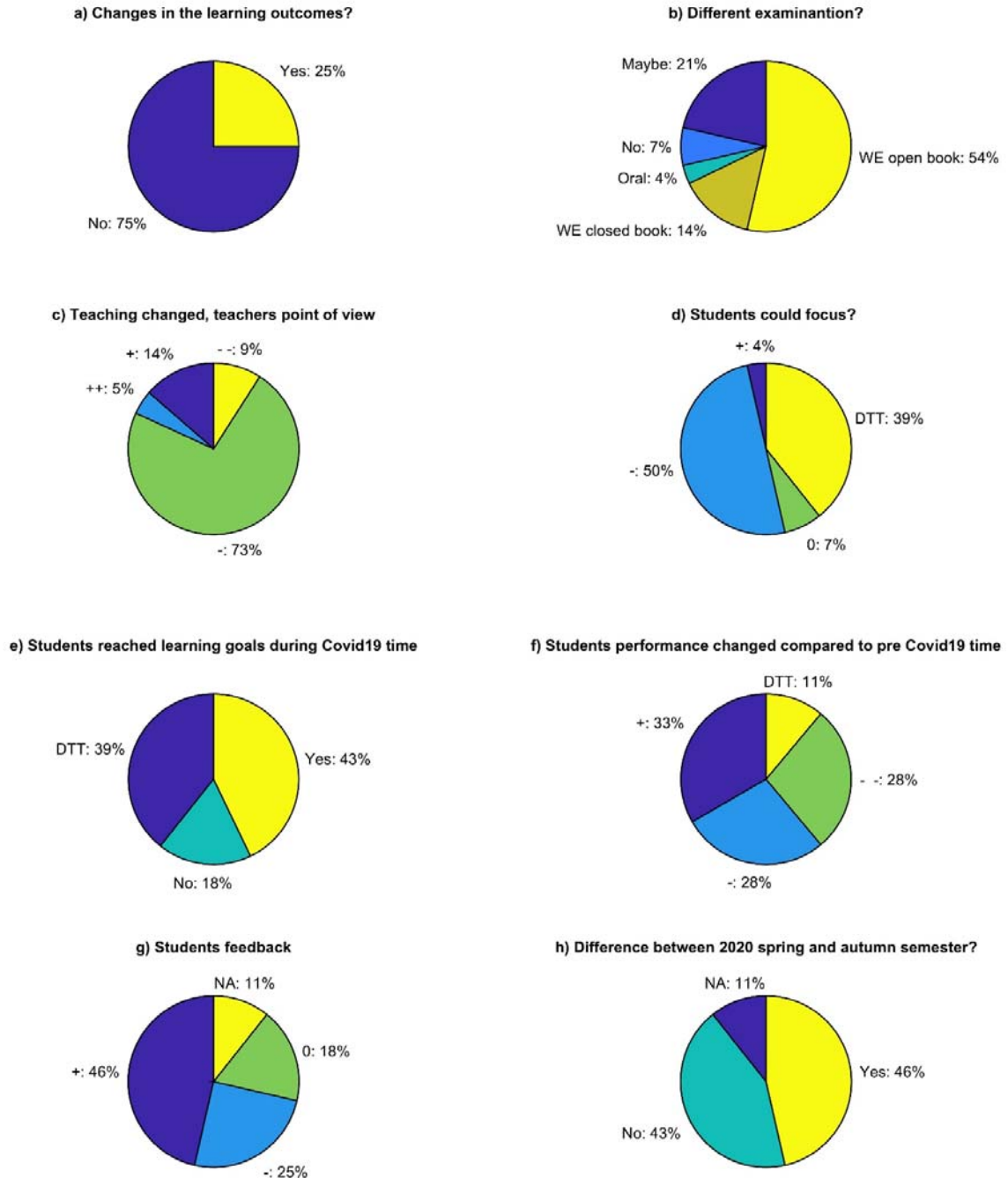
3 9 16

577

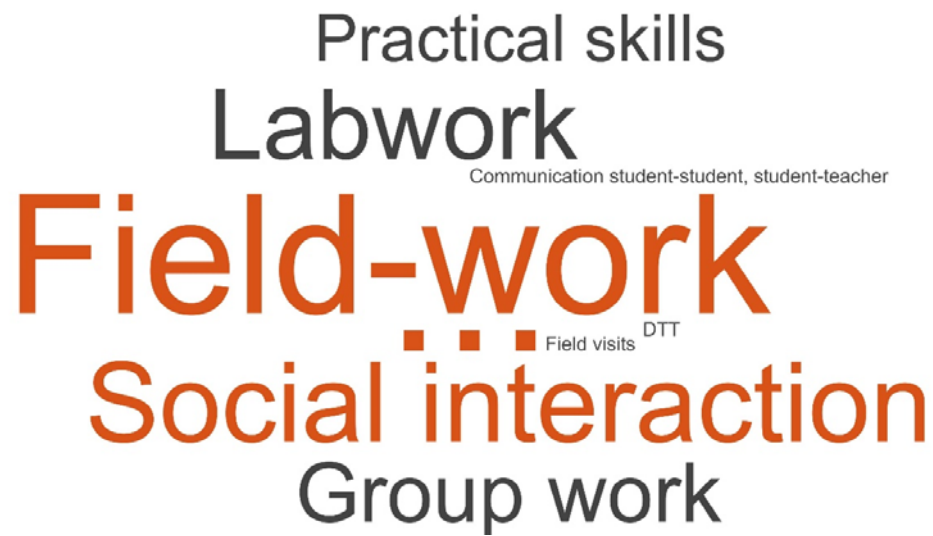
578 *Figure 6 The amount of time (less, similar or more) the respondents indicated to have spent compare to pre-COVID-19*  
579 *measures preparing the teaching activity (a), during the teaching activity (b) and wrapping up the teaching*  
580 *activity (c). The numbers indicate the number of respondents.*

581





**Figure 7** The percentage of respondents indicated that (a) the learning outcomes changed, (b) different examination were used (written exam as WE), (c) teaching changed from a teachers point of view, (d) students could focus, (e) students could reach learning goals during COVID-19 measures, (f) students' performance changed compared to COVID-19 measures, (g) the student feedback and (h) if there was a difference in teaching between the 2020 spring and autumn semester? With positive or more (+), neutral (0), negative (-), very negative (--) and difficult to tell (DTT).



5. -

592 **Figure 8** Which part in knowledge and skills in water education got lost due to COVID-19 indicated by the respondents.  
 593 The larger the font, the more respondents indicated to use the measure or aid (multiple answers were possible).

594 Appendix

595 Table A1 Questions from the survey “The effect of COVID-19 on water education”

#	Question
1	At which University do you teach?
2	Please specify the country of your university where you are teaching at
3	What is the field are you are working in (e.g., hydrology, engineering, ecology, water manager, sociology ...)?
4	What is your role in teaching? (Multiple options possible)
5	Which level do you teach? (Multiple options possible)
6	Which courses do you teach (hydrology, ecology ...)?
7	How many students do you have on average in your courses? (One options possible)
8	Which format do you generally teach in your lectures (during non COVID-19 times)? (Multiple options possible)
9	Do you use classroom assessment techniques (kahoot, mentimeter, muddiest point, peer review...) in your course(s)? If so, please specify below which (ones) are:
10	Which type of examination do you generally use to (test) asses the knowledge of students (more options possible)
11	Describe shortly which measures your university took during COVID-19 to guarantee the educational continuity.
12	How much time did you spend to PREPARE the teaching and learning activities compared to the pre-COVID-19 measures?
13	How much time did you spend DURING teaching and learning activities compared to the pre-COVID-19 measures? (e.g., extra time needed to explain concepts or give support to students)
14	How much time did you spend to AFTER the teaching and learning activities compared to the pre-COVID-19 measures? (Examination, wrap up of course, ...)
15	Which technical aids did you use to continue teaching (e.g., computer programs ... )?
16	Which teaching formats did you use to continue teaching? (Multiple options possible)
17	Did you need to make changes in the learning outcomes?
18	If you selected in question Qv17 yes, please specify how:
19	Did the assessment/ examination of the course(s) change due to COVID-19?
20	If you selected in question Q19 yes, please specify how:
21	If the way of teaching changed, was this a positive or negative development from a teacher’s point of view?
22	In case of negative development, what could be done to overcome these limitations?
23	Please fill in: Students were able to focus during the lectures:
24	Did you have the feeling that students could reach the learning objectives despite the COVID-19 measures?
25	If the way of teaching changed, how was the student feedback?
26	In case students had negative experiences, what could be done to overcome these limitations?
27	From your teaching experience, how good did students achieve their learning outcomes of the course(s) compared to pre-COVID-19 situation? The students performed
28	Was there a difference between the 2020 spring and autumn semester?
29	Which part in knowledge and skills in water education got lost due to COVID-19?
30	Open feedback (you can write here additional information you want to share concerning teaching during COVID-19)

596