

Dear Editor

I have made the minor revisions you recommended and am sending both a word copy and pdf as my copy looks alright when I review it, but I know I had difficulty previously. I have also tried to ensure tables are situated on a single page, but have had difficulty with this too.

I only had access to the evaluation forms for three days, and therefore do not have full quotes from respondees, but short sentences or just words - I hope what I have included is suitable.

Thank you for your continued support

Denise Balmer

1
2

3 **The value of short Earth Science CPD for trainee primary school teachers.**

4

5

Denise Balmer

6

7

Department of Curriculum, Pedagogy and Assessment

8

University College of London, Institute of Education

9

20 Bedford Way, London WC1H 0 AL

10

Correspondence to denise.balmer1@ntlworld.com

11

12 **Abstract**

13

14 The paper investigates the potential of earth science for the development of primary school science.
15 The evaluation from workshops run by the Earth Science Education Unit for trainee primary teachers
16 was appraised to assess the effectiveness of the short Continuing Professional Development (CPD)
17 programmes over the period 2009-2015. Trainee teacher comments are analysed using thematic
18 analysis which identified points recognised by Guskey (2000) as being the most important ideas for
19 effective CPD programmes. Despite these workshops being short, lasting generally less than two hours
20 each, the conclusion reached was that they offered useful teaching ideas, resources and background
21 information which the trainees could and would apply in the classroom.

22 **The value of short Earth Science CPD for trainee primary school teachers.**

23 **Introduction**

24 The Earth Science Education Unit (ESEU) was founded as a pilot scheme in 1999, and rolled out
25 across the United Kingdom in 2002, to encourage and enhance earth science teaching by both primary
26 and secondary teachers. The Unit was based at Keele University under the leadership of Professor
27 Chris King and initially sponsored for 15 years by UK Oil and Gas (2003-2018). Earth Science CPD
28 sessions which delivered the requirements of the National Curriculum and beyond, were presented by a
29 group of trained volunteers, themselves earth scientists, who offered enthusiastic and accurate
30 information and methodology using low cost resources. Evaluation of the secondary programme was
31 carried out in 2009 (Lydon & King, 2009). The programmes given to trainee primary teachers over the
32 period 2009-2015 were thoroughly assessed in 2018. The workshops had been revised in 2014 to
33 comply with updates in the primary science curriculum.

34 The current English primary curriculum has Earth Science topics scattered within the geography and
35 science curricula. The topics are not well linked within the primary curriculum, for example: knowledge
36 of where volcanoes and earthquakes are located are learnt in geography between ages 7-11 (Key
37 stage 2) but are not related to forces in the Key Stage 2 science curriculum. Key stage 2 (KS2) primary
38 science requires knowledge of rocks to be identified at age 7-8, as well as fossils and some
39 understanding of soil formation. Fossils are looked at again at age 10-11 within evolution, the basic
40 water cycle is taught in geography and mentioned again in science at age 8-9, where it may be linked
41 with changes in water states: condensation and evaporation.

42 The Office for Standards in Education in England, Ofsted (2013, page 5) stated that where primary
43 science teachers and science leaders had received subject-specific science CPD sessions, primary
44 science teaching was more effective; in Ofsted's words "more likely to be outstanding". Australian
45 primary science teachers affirmed that short (up to four-hour long) CPD workshops increased their self-
46 efficacy and had a positive influence on their science teaching (McKinnon & Lamberts, 2014). However,
47 previously Adey et al., (2004) had suggested that the only short CPD courses that would have any real
48 impact on teaching would need to be very specific, perhaps on software applications or assessment
49 methods. The Wellcome Trust report (2013) found that where science subject leaders had received
50 science CPD they could better help any primary teacher in their school who was struggling with
51 science. Shallcross et al., (2010) suggested there was a need for good integrated science CPD which
52 included background information as well as specific-subject knowledge and pedagogy. Abrahams et al.,
53 (2012) also felt that there was a need for CPD, especially for practical work which they thought did not
54 always have clear objectives but was often used to provide a 'fun' lesson. They felt there was a need to
55 make practical work more effective, and their Getting Practical CPD programme was designed to
56 support practical work in science. There has been little published research on the effectiveness of
57 primary science CPD programmes to date. Primary teacher training establishments concentrate more
58 on the pedagogy of teaching science rather than actual information, which given that most primary
59 trainees (and teachers) are non-scientists is disappointing, (Wellcome Trust, 2013). Discussion with
60 primary teachers in my county during my research revealed disappointment at the lack of actual
61 science knowledge and application available during primary science CPD they had attended. (Balmer,
62 2019).

63 The primary earth science workshops I taught were specifically designed to meet the needs of primary
64 teachers with non-science backgrounds. Evaluation of the secondary ESEU workshop data by Lydon

65 and King (2009) showed that this CPD gave teachers both subject content knowledge and pedagogical
66 knowledge, increasing their confidence and effectiveness. Changes to most of these secondary
67 teachers' teaching methods were long term, as shown by a follow up survey carried out a year after the
68 workshop (Lydon & King, 2009). I analysed the ESEU data collected from the primary trainee teachers'
69 evaluation forms using thematic coding after the idea proposed by Braun and Clarke (2006). The
70 themes identified were the participants' reactions, their learning and the proposed use of the new skills
71 and knowledge gained from the CPD activities (Guskey, 2000). The themes related well to Guskey's
72 (2000) proposals of evaluating levels of CPD outcomes, which are described later.

73 **1. Method of ESEU data collection from CPD primary workshops held in** 74 **England, 2009-2015** 75

76 The ESEU data were collected during trainee teacher workshops over the period 2009-2015. The
77 workshops were run in a wide range of primary teacher training institutions by their local ESEU-trained
78 facilitator. These various training institutions throughout England (**no change 2.5**) had requested a free
79 primary earth science workshop through Keele University. All workshop facilitators had been trained by
80 the ESEU and completed annual updating training, to keep them in touch with new concepts in earth
81 science and curriculum changes, particularly with the introduction of the new primary science
82 curriculum in 2013/14.

83 There were no ethical issues involved. Permission was given by the ESEU to use those forms where
84 participants had signed to say they were happy for their comments to be used. All photographs used
85 had permission for use by the trainees involved.

86 The primary trainee teachers participating in the ESEU workshops were from a range of training
87 institutions and programmes across England. Four different teacher training programmes were
88 available during this period:

- 89 • Teach First: a programme where participants work in schools and are fully paid whilst on a two-
90 year training course. The trainees, who have a wide range of backgrounds and experience are
91 supported by tutors and day release sessions
- 92 • Post Graduate Certificate of Education (PGCE)
- 93 • Bachelor of Education (BAEd) courses
- 94 • SCITT courses: school centred initial teacher training programmes.

95 The trainees' backgrounds and ages varied greatly, some were British nationals, others were from
96 overseas, these data do not show the differences. The workshops comprise a series of low-cost,
97 practical investigations and simulations which can take place in any classroom and are each about 90
98 minutes long. In the workshops, the participants were encouraged to work on as many of the
99 investigations or simulations as they could, in order to gain as much experience as possible during the
100 time available. The facilitator worked with the trainees, responding to theoretical and practical questions
101 as they arose. The participants were asked to evaluate the workshop sessions after they had taken part
102 in them and the data and comments from these evaluations, collected by the ESEU were made
103 available for analysis. The evaluation form requested background information about the trainee
104 teacher's science and earth science training since taking GCSE and whether the trainee teacher felt
105 confident teaching earth science before the workshop input. Given the large sample size, the evaluation
106 forms used were the first 25% of forms completed for each year, taken from the archive in the order
107 they had been collected at Keele. This is not necessarily the order in which the workshops were taught.

108 After completing the workshop, each participant was given the resource lists, risk assessments and
109 workshop instructions for the three primary workshops taught, so they could use the materials in their
110 schools immediately and pass the workshop information to their peers. The photograph shown in Figure
111 1 shows trainee teachers investigating soil.

112

113

Figure 1 Trainee teachers investigating soil



114

115

116 It was not feasible to examine all the evaluation forms for the extent of the programme (some 5000+
117 forms). A simple random sample of 25% forms for each year the workshop programme was taught,
118 2009 to 2015, (1395 forms) was analysed. The forms analysed were from teacher training
119 establishments across England. The ESEU data are partly in Likert scale form, but the part of the
120 evaluation of most interest to me was the 'comments section' written immediately after the workshop.
121 The ESEU evaluation form requested data in several formats:

122

123

124

125

126

- Background information on trainee teachers
- Eleven questions to be answered on a Likert scale referring to amount of earth science that trainees may be teaching (most of these data were not used in this study)
- Participants' comments about their workshop experience (these data have been used for the purpose of this study).

127

128

129

When analysing these data, I transcribed all the comments on the sampled evaluation sheets for determining themes in order to be able to analyse them using thematic analysis (Braun & Clarke, 2006). The comments were linked to form themes, described later.

130

2 Results of the ESEU data collection: The data

The background information data were extracted from the evaluation forms and tabulated so that different years could be compared as seen in Table 1.

From Table 1 it can be seen that the number of female trainees participating in the workshops is much greater than the number of male participants, who are around one-fifth of the overall total (22%), in line with Government statistics for 2015 which show that 85% of primary teachers are female (DfE, 2015 p7).

Table 1 Compilation background data of primary trainee teachers taken from the data on the ESEU evaluation forms 2009-2015.

	2009	2010	2011	2012	2013	2014	2015	Total	%
Total number of trainees in workshops in year	424	452	688	1252	1196	1144	424	5580	
No. of evaluation forms used in study	106	113	172	313	299	286	106	1395	25%
No. of females in study	84	101	129	253	217	233	78	1095	78%
No. of males in study	22	12	43	60	82	53	28	300	22%
Earth Science studied to 16	62	73	108	163	149	207	61	823	59%
Earth Science studied to 16+	13	9	15	29	21	26	8	121	8.7%
Earth science as minor part of degree	17	8	15	39	26	26	3	134	9.7%
Earth Science as major part of degree	9	5	5	4	13	2	1	39	2.8%

The number of trainees who stated they had learnt any earth science or geology during GCSE was 59%. A small amount of earth science was included in GCSE physics/chemistry up to 2014, but the respondents may not have appreciated earth science as a specific topic within the curriculum. The workshops evaluated mostly took place before the 2014 changes in the National Curriculum which have now virtually removed earth science from the secondary science curriculum, placing it in geography with a more social emphasis, which means that the next generation of teacher trainee recruits will probably have studied even less earth science, from a science perspective, up to the age of 16. There is, however, more earth science in the primary curriculum from 2014. About 10% of trainees said they had studied earth science / geology after GCSE with some stating it was a minor part of a degree course (approximately 10%) whilst others had studied earth science as a larger part of their degree (2.8%). But overall, few primary trainee teachers in my sample have science degrees (Table 2), although it is not necessarily the case that those who do are able to teach science better than their colleagues as they sometimes cannot relate their science studies to the level required in primary school (PSST, 2016).

161 **Table 2 Number of trainee teachers with science degrees attending workshops**

	2009	2010	2011	2012	2013	2014	2015	Totals	% of total
Number of trainees participating:	106	113	172	313	299	286	106	1395	
Degree in biology	7	3	1	2	10	2	0	25	1.8%
Degree in chemistry	0	1	0	1	1	2	0	5	0.4%
Degree in physics	1	1	1	1	2	0	0	6	0.43%
Degree in earth science	1	1	3	4	1	0	0	10	0.72%
Degree in geology	0	0	0	0	0	0	0	0	0%

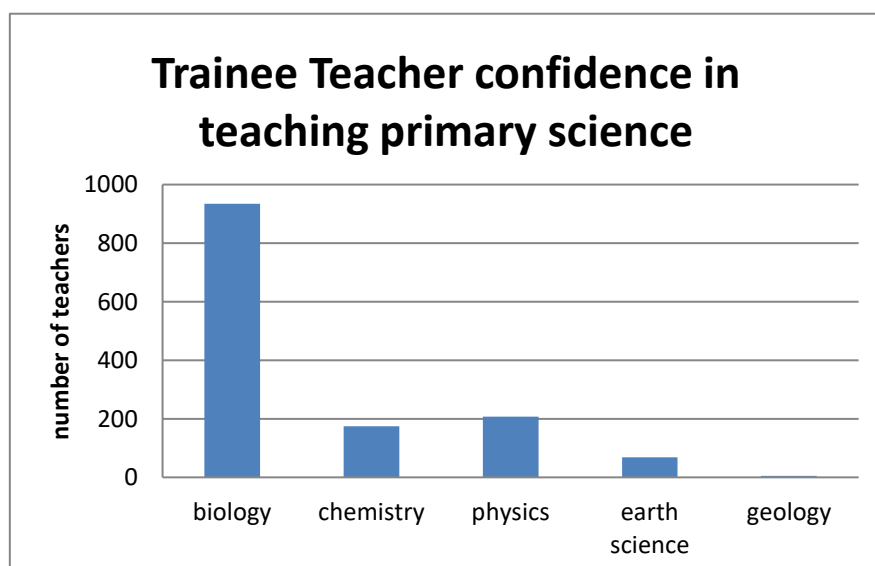
162 Further data from the evaluation form is shown in Table 3 which shows percentage numbers of
 163 trainees' confidence in teaching primary science. (Note: some teachers were confident in more than
 164 one subject.)

165
 166 **Table 3 Percentage of trainee teachers who felt confident at teaching particular science subjects**

	2009	2010	2011	2012	2013	2014	2015	Average %
Number of trainees participating:	106	113	172	313	299	286	106	
Teaching confidence in biology	59	64	66	67	62	81	54	65%
Teaching confidence in chemistry	15	14	12	8	11	13	28	14%
Teaching confidence in physics	20	16	16	15	13	12	21	16%
Teaching confidence in earth science	3	2	6	5	6	4	6	4.6%
Teaching confidence in geology	2	0	0	0	0	3	1	0.85%
Teaching confidence in all	1	0	2	1	1	1	2	1.1%
No confidence	0	2	2	3	6	3	25	5.9%

167
 168 The data in Table 3 show that between 2009 and 2015, 65% of the participants stated they were
 169 confident in teaching primary biology, but confidence in teaching chemistry, physics, earth science and
 170 geology (the other sciences in the primary science curriculum) was much lower at 14%, 16%, 4.6% and
 171 0.85% respectively. These data are shown in Figure 2.

172 **Figure 2 Bar graph showing overall trainee teacher confidence in teaching primary science from 2009-**
 173 **2015**



174
 175
 176
 177
 178
 179

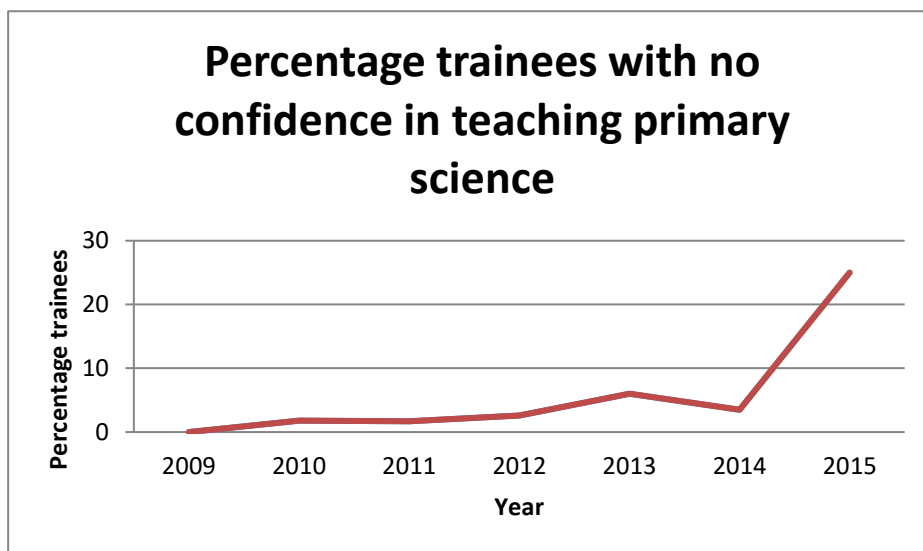
180 In 2015, however, confidence in teaching biology within the sample, had fallen from a high the previous
181 year, to its lowest level, whilst the same year, 2015, showed an increase in confidence in teaching
182 chemistry and physics. This difference between chemistry and physics, on the one hand, and biology,
183 on the other, may relate to the 2014 changes to the primary curriculum, which reduced the amount of
184 chemistry and physics in the curriculum. Overall, though, a much higher percentage of teachers had no
185 confidence in teaching primary science in 2015 (25%), a huge increase on previous years, as seen in
186 Figure 3. If teachers are not confident in their ability to teach a subject, this can often affect their
187 enthusiasm and ability to enthuse their pupils (Aalderen-Smeets et al., 2013). Across the 2009-2015
188 period only 1.1% of the trainees stated that they were confident at teaching all of primary science.

189 Confidence in teaching geology/earth science was low (averaging 5.7% across the 2009-2015 period)
190 before the workshop, as stated by the trainees on the evaluation form (Figure 3).

191 **Figure 3 Percentage of teacher trainee participants at ESEU workshops stating they had no confidence in**
192 **teaching primary science prior to participating in the workshop.**

193

194



195

196 One worrying feature is that the graph suggests an increasing percentage of primary trainees who state
197 they have no confidence in teaching primary science (Figure 3). Since the major increase occurs after
198 the implementation of the new National Curriculum it may be that trainees feel less confident with the
199 new programmes and their assessment procedures.

200 A Likert scale was used in the CPD evaluation form to ascertain whether the respondents felt the
201 workshop had increased their confidence. All participants (1395) indicated that their confidence had
202 increased and many of the comments used in the later analysis stated that their knowledge and
203 understanding had improved.

204 **3.1 Trainee comments written on the ESEU evaluation forms**

205 The trainees were asked to comment about their workshop experience on the evaluation form. There
206 were 2365 comments from the 1395 participants; these were transcribed and classified into six themes
207 in the following manner, as described by Braun and Clarke (2006). A list was made of all the comments
208 and these were initially grouped under headings (Table 5) which were then categorised to form themes.
209 These themes were identified as the main benefits the trainees had identified from the workshop.

210 The themes are described below and mentions shown in table 4.

- 211 • Theme 1 Practical: 705 comments relating to effectiveness of practical activities and investigations,
212 and the usefulness of the CPD in the classroom. For example: ‘very hands on workshop providing
213 valuable information’ and ‘effective interactive investigations shown’.
- 214 • Theme 2 Engaging: 578 participants’ comments about how workshops would be received by
215 primary children and learning points which could be made. Examples ‘inspiring activities’ and
216 ‘relevant local issues could be used’.
- 217 • Theme 3 Teaching: 856 comments about the ease of delivery, use of good vocabulary,
218 differentiation uses, level of approach, clarity of explanations: i.e. ‘simple explanations of correct
219 vocabulary’; ‘range of practical work to suit all levels’.
- 220 • Theme 4 Resources: 155 comments related to the simplicity, availability and inexpensive use of
221 everyday items for the investigations and simulations. Comments such as ‘no need for laboratory
222 equipment’, ‘use of empty plastic bottles and yoghurt cups a good idea’.
- 223 • Theme 5:30 positive comments including ones on length and timing of the CPD workshop, and how
224 the participants felt towards teaching earth science after the workshops. Points made included ‘no
225 overload of ideas’ and ‘just right length of CPD’.
- 226 • Theme 6: 41 negative comments including those from participants who did not intend to use the
227 exercises in their classes. One comment suggested that the workshop was too slow and too long.

228 **Table 4 Composite table of comments and themes from participants about ESEU CPD workshops 2009-**
229 **2015**

230


Comments from evaluation forms	Theme	2009	2010	2011	2012	2013	2014	2015	Total
Practical / Hands-on	1	46	38	67	81	77	87	24	420
Models	1	0	4	0	0	1	1	0	6
Good experiments	1	2	4	4	20	19	14	20	83
Interactive/investigative	1	2	1	9	17	15	10	2	57
Useful/valuable/effective	1	10	0	18	40	20	50	1	139
Interesting/good background	2	15	4	12	40	16	0	18	105
Engaging/enjoyable/fun	2	23	12	36	39	42	27	9	188
Fantastic/brilliant/excellent	2	13	17	9	11	23	0	18	91
Creative/inspiring/	2	0	6	0	2	0	5	0	13
Presentation/ambience	2	0	0	1	1	0	1	0	3
Presenter's knowledge	2	0	0	5	14	33	30	10	92
Discussion /informal/experiences	2	4	4	6	3	3	5	1	26
Enthusiasm/passion for ES	2	0	2	8	14	8	6	4	42
Answered participants' questions	2	0	1	2	5	2	6	2	18
Great teaching ideas	3	16	19	29	62	86	65	20	297
Good information/concepts	3	12	8	13	30	24	23	14	124
Useful in class/lesson plans	3	0	19	5	26	35	32	18	135
Relevant to curriculum	3	0	7	23	13	7	22	6	78
Right level/easy instructions	3	0	3	6	2	12	4	2	29
Extensions	3	0	0	1	1	0	0	0	2
Adaptable	3	0	1	1	4	2	0	0	8
Differentiation	3	0	0	0	2	4	0	0	6
Good for SEN	3	0	0	0	0	1	0	0	1
Fits own teaching	3	3	0	2	6	1	4	0	16
Easy delivery	3	8	0	1	2	0	0	0	11
Useful vocabulary	3	2	1	1	0	0	2	0	6
Gives confidence/deliverable	3	2	9	3	18	11	8	5	56
Cross curricula links	3	3	0	1	0	2	3	0	9
Misconceptions	3	0	0	0	2	0	0	0	2
Relates to real world	3	0	0	0	0	4	3	3	10
Correlates life skills	3	2	1	0	0	0	0	1	4
Improves thinking skills	3	2	1	0	1	2	1	0	7
Evokes curiosity/insightful	3	0	0	2	1	0	4	0	7
Improves understanding	3	0	0	5	4	0	18	6	33
Improves own knowledge	3	10	0	0	0	0	4	1	15
Useful resources	4	18	15	9	14	27	26	11	120
Good CD ROMs	4	0	0	5	0	1	5	13	24
Clear explanations	4	6	0	0	0	0	3	0	9

Knowledge giving/good info.	4	2	0	0	0	0	0	0	2	231
Not overloaded	5	3	0	1	4	0	2	0		10
Too short	5	1	0	3	16	1	7	2		30

232

233
234

Figure 4 Workshop theme analysis



235

236 In the 'practical' theme, trainees' comments stated that the workshop sessions provided 'effective
237 simulations and hands-on practical investigations' that were both interactive and investigative. Trainees
238 felt these investigations would appeal to the children's imagination and that pupils would identify with
239 the concepts from the investigations, thus dispelling alternative conceptions, evoking curiosity and
240 improving thinking skills and knowledge and understanding. This can be seen as effective pedagogy,
241 enabling learning. The workshops gave ideas for making a simple water-cycle model; practical activities
242 to show how soil erosion could be curtailed by vegetation; and using a piece of guttering to replicate a
243 river's flow, simulating relevant experiences that children may experience in their local area.

244 The 'engaging' theme brought together the trainees' comments about their feelings of working on the
245 earth science investigations and how they thought these investigations and simulations would run in
246 their primary classroom. They also commented that 'the investigations would provoke discussion and
247 the asking of many questions', again invoking effective learning pedagogy as children would recall the
248 practical side of the investigations and working together

249 The 'teaching' theme included points about the use of appropriate and relevant vocabulary, the ease of
250 delivery, and the fact that the experiments could be differentiated for differing abilities. Using scientific
251 language in an appropriate setting was an important point made; children could visibly see evaporation
252 and condensation in the water cycle simulation, and permeability could be measured in the rock and
253 soil investigations. Trainees stated that 'they could use the workshop materials in their own teaching
254 and use them for cross-curricular purposes as well'.

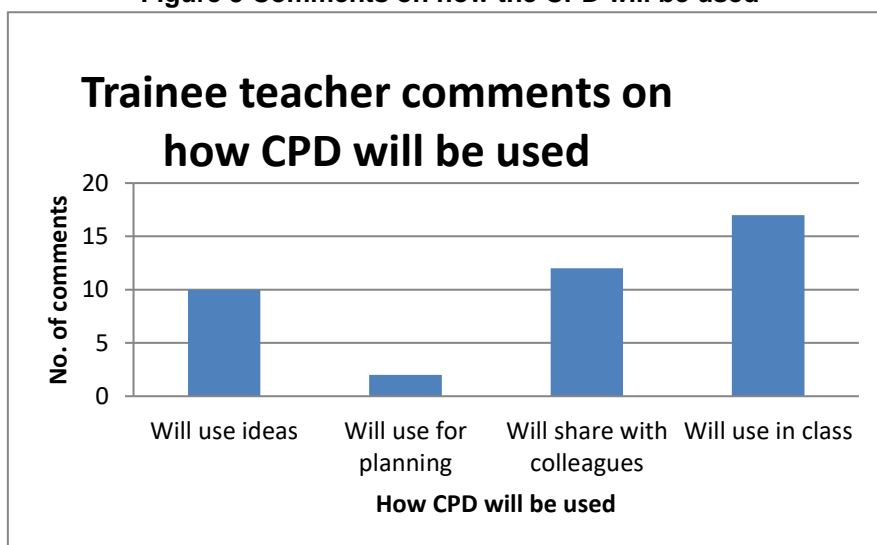
255 The 'resources' theme recognised that these investigations could be carried out using simple
256 equipment made from everyday items, for example, lemonade bottles and coffee filters. Trainees also
257 acknowledged the usefulness of the CDRom which contained all the necessary investigative ideas and
258 risk assessments.

259 Some of the positive points raised were the clear explanations given by facilitators, and the fact that the
260 materials could easily be differentiated and also used for SEN work. The subject knowledge input was
261 appreciated as was the discussion which arose during the workshop, as all the facilitators would
262 endeavour to explain the scientific concepts behind some of the practical investigations and
263 simulations. Negative points that were made by trainees were on the length of the CPD ('too short') and
264 'the need for more KS 1/EYFS resources', despite the CPD being advertised for KS2 trainees.

265 Overall, the feedback was positive with few negative comments. The comments received from the
266 trainees about the ESEU workshop were very encouraging and shows what a well-designed short CPD
267 session can achieve. Trainee teacher comments on how they will use their newly gained knowledge are
268 shown in Figure.5.

269

Figure 5 Comments on how the CPD will be used



270

271 **4. Identifiable pedagogy within the ESEU workshops**

272

273 CPD of this nature can greatly enhance a trainee's pedagogical content knowledge by providing ideas
274 on how to teach concepts, increasing the trainees' self-efficacy and hence the likelihood that they would
275 use the material in their teaching. Various anecdotal comments from participants after a workshop have
276 been "Oh good, I have to teach soils/rocks in my next teaching practice, so now I know what to do" and
277 "I wish we had had this workshop before my last teaching practice as I had to teach about rocks and
278 soils and really did not understand it, but I do now".

279 The workshops offer opportunities for discussion and questioning, and for pupils to develop the
280 investigative ideas offered in different ways, to answer their own queries. For example, using the
281 investigation simulating coastal erosion, pupils can change the wave direction and strength, the size of
282 material being moved by the waves and the cliff material composition (more clayey, sandy, gravelly).
283 These different simulations can be linked to real life examples happening around the British coastline,
284 making them very relevant to where the children live or their holiday experiences. Learning becomes
285 more accessible (Balmer, 2019) and connected through noticing the changes in a practical manner, and
286 children can explain the erosion concepts from their observed understanding. Children give verbal
287 feedback from their visual experiences and playing with sand and water has a 'wow' effect which may
288 well be remembered. All the investigations offered in the ESEU CPDs enable a range of concepts to be

289 examined and taught, which, when investigated at a simple level, applicable to the age of the
290 participants, provides a motivating and therefore hopefully lasting impression.

291 Trainees commented that providing concrete experiences using local resources would benefit their
292 teaching, as suggested by Fitzgerald (2012). The workshops continually promoted the use of local soils,
293 rocks and fossils and examples relating to the 'real world'. The simulations offered models to help
294 understand concepts such as the water cycle, a difficult idea for children to grasp. The CPD provides
295 effective teaching and learning as well as opportunities to assess children's progress through their oral
296 or written understanding.

297 The trainees identified ways that they would use their CPD session when in school. A number believed
298 they would be able to use the material directly, during teaching practice. Some also stated that they
299 would have liked to have had the resources and ideas earlier so they could have used them when on
300 teaching practice. Other trainees felt they could modify the ideas to fit their teaching programmes, whilst
301 others said they would share these ideas and use them for planning future work.

302 The themes categorised by the trainee teachers relate closely to those identified by Guskey (2000) as
303 being important outcomes for an effective CPD. Guskey suggested that CPD can be evaluated at five
304 levels of outcomes:

- 305 • level one: participant reactions
- 306 • level two: participant learning
- 307 • level three: organisational support and change
- 308 • level four: participants' use of new knowledge and skills
- 309 • level five: student learning outcomes.

310 Levels one, two and four are applicable here.

311 Level one, participant reactions, can be identified through all the positive and negative statements
312 made by the participants after the CPD (Table 7.5). Of the 49 different points identified, only four are
313 negative, showing that the statements made over the 2009-2015 period indicate positive reactions.

314 Level two, participant learning, is indicated within the themes in a number of places, not just under
315 'knowledge giving'. For example, comments such as 'good information given', 'answered participants'
316 questions', and 'discussion/informal experiences' all suggest learning.

317 Level four, participants' use of new knowledge and skills, has been graphed in Figure 7. 5 and identifies
318 how the participants say they will use the CPD information.

319 Since these were only trainee teachers participating in the CPD, they had no way of influencing their
320 organisations (level three) or of knowing student outcomes (level five) at the present time.

321 At the end of the workshop, each primary trainee was given a USB stick, which held a complete set of
322 the materials and instructions used in the workshop, linked to references in KS2 primary science
323 curriculum. This gave rise to the following comments: that the instructions had "clear explanations"; the
324 activities were "instantly available to use in the classroom because of the ease of obtaining resources";
325 and they gave "good knowledge in a format useful for children and trainees".

326

5. Discussion of the ESEU CPD results

The results from the analysis of the comments show that participants' feelings towards the workshops were overwhelmingly positive with very few negative comments (1.7%). The CPD provided subject content knowledge (SCK) and the pedagogical content knowledge (PCK) for teaching earth science for trainees with little or no science background, enabling them to use scientific ideas confidently. Trainees stated that the provision of resource materials such as the CDROM, which contained all the investigations and risk assessments would be very useful when teaching this section of the primary science curriculum. Informal discussion revealed that trainees were thinking further than the given ideas, and in fact using the CPD as a starting point for other topics in the primary curriculum; for example, the simulations of coastal erosion, river processes and water cycle can be linked to geography, history, biology, design and technology. This makes the time spent on one CPD time well used.

The main themes identified by the participants – practical, engaging, teaching and resources – all relate to sound pedagogical practices as identified in the ten TLRP principles of effective pedagogy (James & Pollard, 2011). The theme 'practical' embraces interactive, investigative practices, which are valuable and effective. The trainee teachers were motivated and stated under the engaging theme that there was scope for questioning and discussion leading to higher thinking and critical thinking. The 'teaching' theme entailed identifying misconception, use of appropriate vocabulary, adaptability and differentiation activities, evoking curiosity and insightfulness, as well as being suitable for planning and later assessment.

As already suggested the workshop identifies with those points identified by Guskey (2000) as being effective CPD outcome levels. The CPD is therefore seen to be an effective teaching strategy in its design and delivery by its participants, providing an applicable short workshop when using Guskey's criteria.

A further piece of research which looked at the impact of focused CPD on teachers' subject and pedagogical knowledge was undertaken by Scott et al (2010). These researchers stated that where CPD was domain-specific and teachers were able to focus on learning, teachers found the CPD effective and useful. Many respondents in this survey said that they would use the pedagogical ideas in their teaching and that the CPD had provided additional subject content knowledge they could use. Scott et al (2010) looked specifically at secondary physics and chemistry short CPD provision, because of the shortage of secondary physical science teachers. King and Thomas (2012) evaluated short earth science CPD intervention workshops for secondary teachers with similar conclusions. My research suggests that these primary earth science CPD workshops were as effective as these secondary workshops in providing both pedagogical and subject content knowledge.

The ESEU primary teacher trainee evaluation forms had not previously been investigated although analysis of the CPD impact on secondary science teachers and science trainee teachers had been undertaken (Lydon & King, 2009). That analysis of the secondary CPD showed that even though some of the research literature concludes that short-term CPD is not effective, the ESEU CPD led to increases in knowledge and understanding, at least as stated by the participants. Further, a follow-up postal survey of participating secondary teachers carried out a year after the CPD indicated that teacher practices had changed, indicating long-term benefits from these short CPD workshops (Lydon & King, 2009).

The findings from the primary evaluation forms indicate that the workshops given to primary teacher trainees were well received. Comments suggest that the trainee teachers intended to use earth science

372 in their primary science work because they saw it as being relevant to their pupils' everyday lives. King
373 and Thomas (2012) calculated the impact secondary ESEU short CPD workshops had on the number
374 of trainee teachers, teachers and, using a multiplier gauge, number of students. My research shows
375 how the primary education sector benefitted too, with some 700 primary teachers attending workshops
376 between 2008-2011 (ESEU data), who could influence some 18,000 primary pupils annually. The total
377 number of trainee teachers who had attended the workshops between 2009 and 2015 was 5580 (ESEU
378 data). The majority of these trainees would be teaching pupils in the coming years, adding to the
379 number benefitting from the CPD.

380 The trainee primary teachers said that the materials fitted in well with their approach to teaching and
381 were relevant to the curriculum. Harlen and Elstgeest (1992) stated that it is important that teachers
382 have their own understanding of a subject before they teach it or explain it to their colleagues. These
383 workshops provide that understanding at an appropriate level for primary science. Unfortunately, it was
384 not possible to follow up with a postal survey of the trainees' teaching practices, as was done for the
385 secondary workshops, since the trainees completed the activities whilst not in permanent employment
386 in schools, the time that has elapsed since the training took place is too great, and contact details are
387 not available.

388 Overall, the evaluation from these workshops suggests that the trainee teachers will use the materials
389 to the benefit of their primary pupils with confidence. This evaluation shows that the workshops are
390 fulfilling a need, by offering relevant subject and pedagogical knowledge and do increase confidence in
391 teaching primary science. The trainees were devising their own plans for implementing these
392 investigations, which will surely enrich their teaching, not just in earth science but by relating the
393 concepts they had learnt to the overall science curriculum.

394 **6. Potential of earth science for the development of primary science**

395 It is interesting that in the data the only science subject many of the primary teacher trainees felt
396 confident about teaching was biology, before participating in the CPD workshops. Perhaps biology is as
397 close as primary and secondary school science gets to looking at science which is relevant to young
398 people? Everyone has some understanding of their own biology, but we rarely develop the science that
399 is around us all the time. The physics strand of the primary science curriculum is often seen as difficult
400 by trainee teachers, who feel less confident when having to teach it (McCrorry & Worthington, 2018).
401 Earth science can be used to introduce physics concepts such as forces, using children's relevant
402 experiences of wind and its effects. King (2012) suggested that Earth Science should not only form a
403 significant part of *primary* children's science curriculum but for *all* those children up to age sixteen.
404 Although the present primary science curriculum has included more earth science the linkages are
405 unclear and, as with the rest of this curriculum, topics are isolated where they could be so easily
406 integrated. Why are we not making greater use of earth science everyday materials and events in our
407 primary science teaching, as these are available resources of which we all have experience?

408 Every child needs to understand their own surroundings and how soils, rocks, weather plants and
409 habitats work together. Surely a better understanding of our own earth science would encourage
410 appreciation of the importance of local changes on a world scale. Now is the time to ensure the next
411 generation have this knowledge and understanding.

412 **References**

413 Aalderen-Smeets, S. & van der Molden, W. (2013) Measuring primary science teachers' attitudes toward teaching
414 science. **INT J SCI EDUC** 35(4) 577-600.

- 415 Abrahams, I. & Reiss, M.J. (2012) Practical work: its effectiveness in primary and secondary schools in England.
416 **J RES SCI TEACH** 49(8) 1035-1055.
- 417 Braun, V. & Clarke, V. (2006) Using thematic analysis in psychology. **Quality Research in Psychology** 3(2) 77-
418 101.
- 419 Fitzgerald, A. (2012) Science in primary schools: examining the practices of effective primary school teachers.
420 Ch5, 53. Sense Publishers. The Netherlands.
- 421 Guskey, T.R. (2000) Evaluating professional development. Thousand Oaks. California.
- 422 Harlen, W. & Elstgeest, J. (1992) The UNESCO sourcebook for science in the primary school: a workshop
423 approach to teacher education. UNESCO. Paris.
- 424 James, M. & A. Pollard. (2011) TLRPs ten principles for effective pedagogy: Rationale, development, evidence,
425 argument and impact. **Research Papers in Education** 26 (3) 275 328.
- 426 King, 2012. (2012) Theme editorial. **School Science Review** 94 (247) 23.
- 427 King, C. & Thomas, A. (2012) Earth science education unit workshops: evaluating their impact. **School Science**
428 **Review** 94 (347) 25-35.
- 429 Lydon, S. & King C.J.H. (2009) Can a single, short continuing professional development workshop cause change
430 in the classroom? **Professional Development in Education**, 35 (1) 63-82.
- 431 McCrory, A. & Worthington, K. (2018) Mastering primary science. Bloomsbury. London.
- 432 McKinnon M., & Lamberts, R. (2014) Influencing science teaching self-efficacy beliefs of primary teachers: a
433 longitudinal case study. **INT J SCI EDU** (2) 172-194.
- 434 Office of Standards in Education (Ofsted) (2013). Maintaining curiosity in science, 2013. Stationery Office.
435 London.
- 436 Primary School Teaching Trust (PSST), (2016) www.psst.org.uk
- 437 Scott, P., Ametller, J., & Edwards, A. (2010) Impact of focused CPD on teachers' subject and pedagogical
438 knowledge and student learning. Leeds: Centre for studies in science and mathematics education.
- 439 Shallcross, T. Stephenson, E. Warwick, P. & Warwick, P. (2002) How primary trainee teachers perceive the
440 development of their own scientific knowledge links between confidence, content and competence. **INT J SCI EDU**
441 24(12) 1293-1312.
- 442 Welcome Trust (2013) The deployment of science and maths leaders in primary schools. Wellcome Trust.
443 London.
- 444
- 445 Record 854373 An evaluation of short earth science CPD for trainee primary teachers: logged in
446 reshare@ukdataservices.ac.uk