

Responses to Editor's comments

- I insist on suggesting to find a way (a table or a couple of table maybe (methodology and results?) to summarize, for instance, all the actors interviewed (kind and numbers) any other important element that can allow the reader to catch at a glance the kernel of your research. Especially the Community level survey requires such a summary (both for the methodology and for the results) ... We should imagine all the different types of readers: there is the reader that is almost new to the topic, and there is the reader that is involved as the authors in the topic and for instance doesn't need to read carefully the part concerning the literature review, and want to go immediately to the point of your research. A summary will be the best way to introduce this reader into your work.**

1A. Edits to method section:

The following sentence has been added to the methodology section referring the reader to a summary method table:

“Data collection is summarised in Table 1.”

The following table has been added:

Table 1. Summary of participants and data collection methodology

Respondent Group	Location	Methodology	Number of participants
National level stakeholders	National	Semi-structured interviews	6 men 5 women 11 total
		Workshop	25 total
District level stakeholders	West Nepal District	Semi-structured interviews	7 men 0 women 7 total
Community level stakeholders	East Nepal District	Questionnaires	24 men 60 women 84 total
	West Nepal District		8 men 13 women 21 total
	Central Nepal District		3 men 19 women 22 total

1B. Edits to results section for community participants:

We have added the following graphs for the results section and updated the figure numbers and referencing within the text.

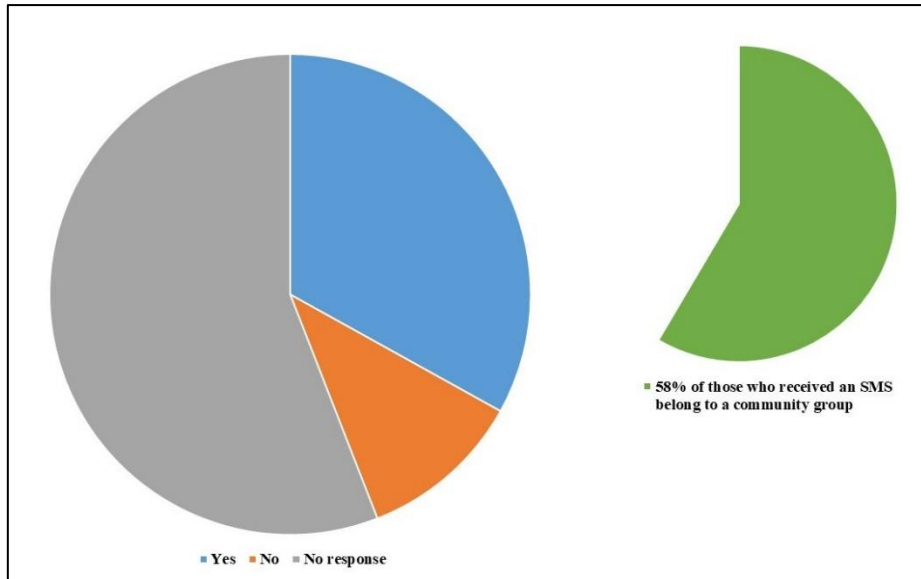


Figure 8. Percentage of community participants who have received an SMS text message warning; 58% of those who responded 'yes' belong to a community group.

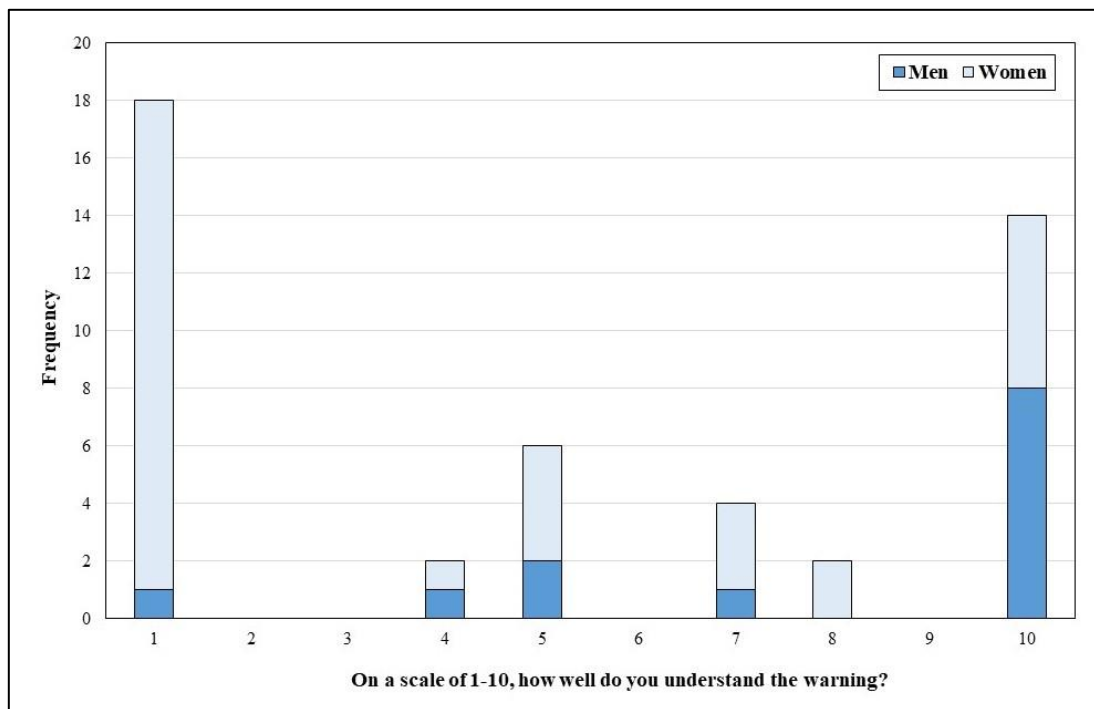


Figure 9. Number of responses to the question: 'On a scale of 1-10, how well do you understand the warning', divided by gender. Responses closer to 10 indicate better understanding.

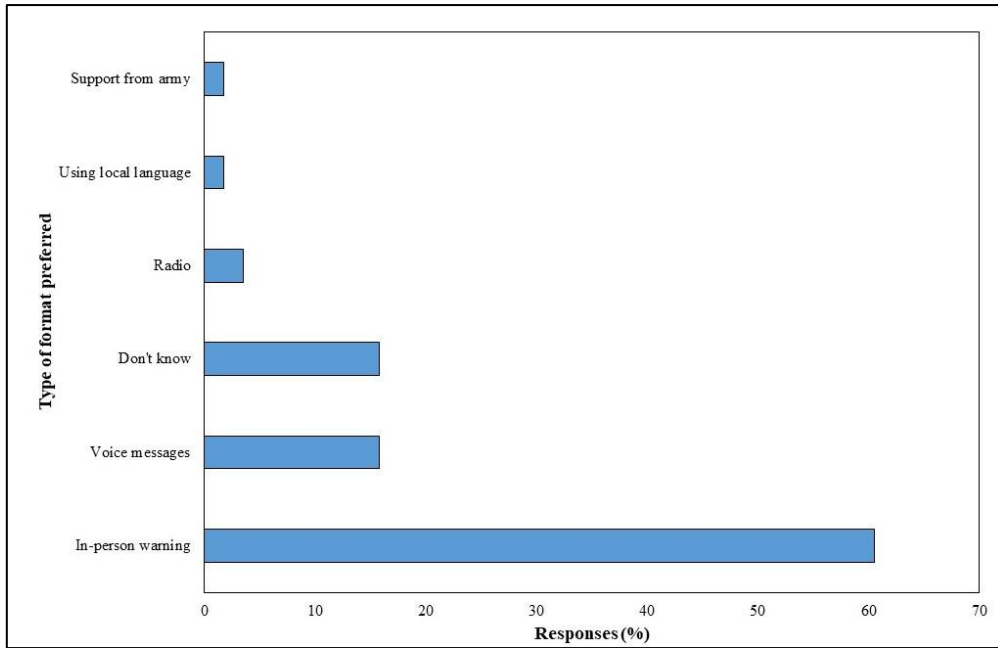


Figure 10. Preferred alternative method of communication suggested by community respondents.

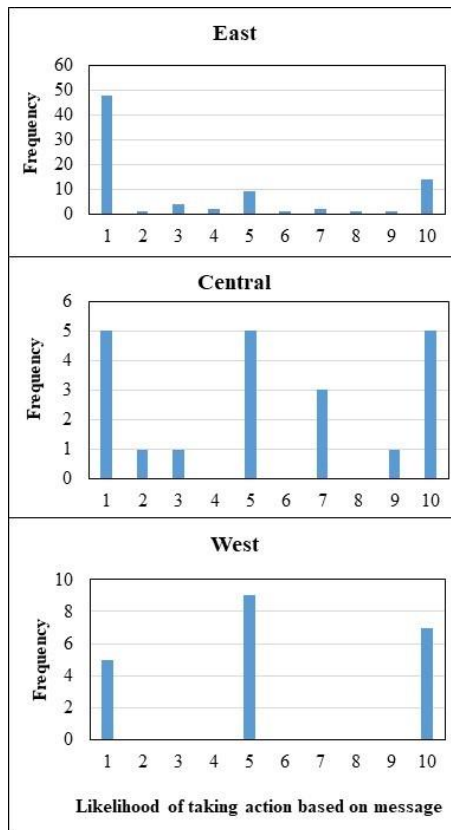
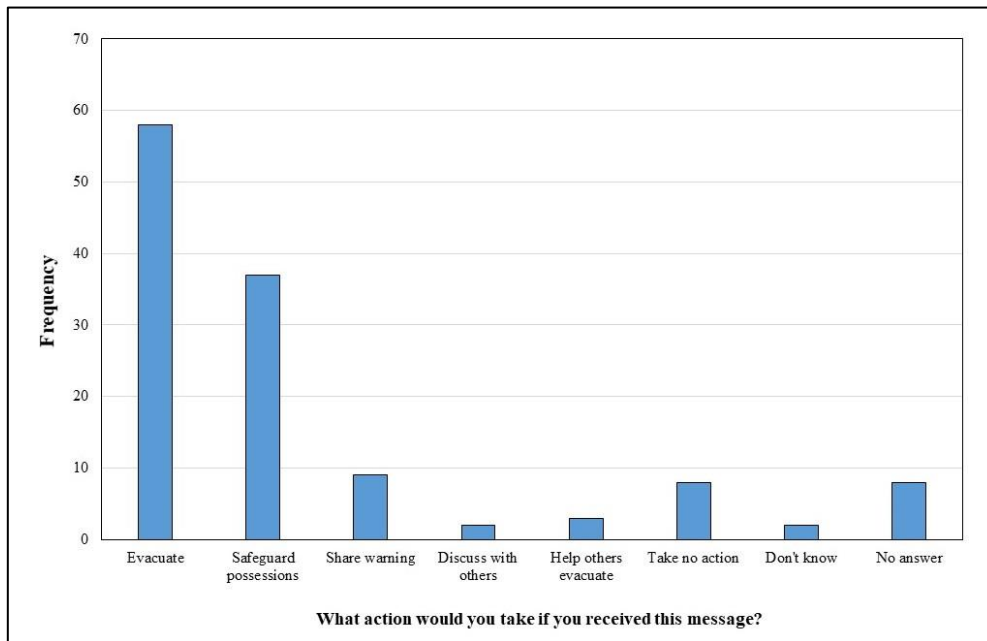


Figure 12. Likelihood of taking action based on warning message on a scale of 1-10 divided by District; responses closer to 10 indicate greater likelihood of action.

Figure 8 (now figure 11) has been edited to align with the style of new graphs:



- To go with Referee2, we cannot ignore his observations about the research methodology. In particular, I suggest to better contextualize all the data collected by writing a couple of words about the 2016/2017 monsoons. Was it routine or was a particular disruptive period? Floods? How many dead if any? Please, add any other element that you believe could be relevant and make the reader better understanding how you conducted the survey.**

The following paragraph has been added to the Methodology section:

“The scale and extent of flooding during the 2017 monsoon in Nepal was unusual and extensive; more than 41,000 houses were destroyed completely and another 151,000 were partially damaged across the country, displacing tens of thousands of people (Bhandari et al., 2018). Anecdotal evidence after the monsoon suggested the early warning systems on the major river basis saved numerous lives during the 2017 flood – despite the devastation only 12 lives were lost; in addition, the flooding was accurately predicted more than 10 days in advance by global flood and weather forecasts (Bhandari et al., 2018). However, there also appeared to be a gap between the information available and the early action taken on the ground (this was later supported by post event analysis conducted by Bhandari et al, (2018), published after the data collection period for this paper).

As such, research was undertaken....”

- Please correct line 356/7 “questions remains about the extent to which it would be appropriate” in “Questions remain on to which extent it would be appropriate” same at 1003**

Line 297 changed to: “...questions remain about the extent to which it would be appropriate to communicate uncertainty...”

Line 927 changed to: “Questions remain about the extent to which uncertainty can and should be communicated to community level.”